



Beacons G 120 mm ø

| Type | Description | Specifications | Catalog Number ^① | |
|------|--|--|--|--|
| | | | Grey Housing | Black Housing |
| | WLG Steady Beacon (no bulb) ^② | up to 250 V AC/DC | 822 10 900 | 822 50 900 |
| | FLG Strobe Beacon (Xenon tube included) | 24 V AC/DC, ~5 J 230/240 V AC, ~5 J | 842 14 405 842 13 313 | 842 54 405 842 53 313 |
| | DLG LED-Steady Beacon Amber, red and yellow only | 24 V AC/DC 48 V AC/DC 110/120 V AC 230/240 V AC <i>(Only Clear, Green Blue 48V and 120V)</i> | 827 10 405 827 10 408 827 10 310 827 10 313 | 827 50 405 827 50 408 827 50 310 827 50 313 |
| | BLG LED-Flashing Beacon Amber, red and yellow only | 24 V AC/DC 230/240 V AC | 807 10 405 807 10 313 | 807 50 405 807 50 313 |
| | Bracket for all "G" models | | 822 200 900 | 822 200 900 |

Strobe Beacons Z

| Type | Description | Specifications | | Catalog Number |
|------|---|-----------------------|------------------------|--|
| | | Voltage/Strobe | Lens Color | Dark Grey Housing |
| | BZG Strobe Beacon Xenon tube included | 24 V DC, 15 J | Amber Red Yellow | 741 041 005 741 042 005 741 047 005 |
| | | 230/240 V AC, 15 J | Amber Red Yellow | 741 031 313 741 032 313 741 037 313 |


① To complete the catalog no., replace the with one of the following numbers for desired lens color:

1 = Amber, 2 = Red, 4 = Clear, 5 = Blue, 6 = Green, 7 = Yellow.


② Bulb not included. Order separately.




Strobe Beacon XB2 C€

| Type | Description | Specifications | Catalog Number |
|---|---|----------------|-----------------|
| | Replace ☉ with lens color | Voltage/Strobe | Black Housing ❶ |
|  | XB2 Strobe Beacon Xenon tube included Amber and red only | 12 V DC, 2 J | D118 52☉ 004 ☉ |
| | | 24 V DC, 2 J | D118 52☉ 005 |
| | | 24 V AC, 2 J | D118 52☉ 305 |
| | | 230 V AC, 2 J | D118 52☉ 313 |

Strobe Beacon Signalling Sounder C€

| Type | Description | Specifications | Catalog Number |
|---|---|----------------|----------------|
| | | | Black Housing |
|  | VS4 Strobe Beacon Signaling Sounder Not available in yellow 230/240 V AC | Amber | 410 401 005 |
| | | Red | 410 402 005 |
| | | Clear | 410 404 005 |
| | | Blue | 410 405 005 |
| | | Green | 410 406 005 |

LED Flashing Multi-tone Siren C€

| Type | Description | Specifications | Catalog Number | |
|---|---|----------------|----------------|---------------|
| | | | Red Housing | White Housing |
|  | CS1 LED Flashing Multi-tone Siren Not available in green or yellow 24 V DC | Amber | C111 621 005 | C111 221 005 |
| | | Red | C111 622 005 | C111 222 005 |

❶ To complete the catalog no., replace the ☉ with one of the following numbers for desired lens color:

1 = Amber, 2 = Red, 4 = Clear, 5 = Blue, 6 = Green, 7 = Yellow.

























☉ Special order only. Minimum quantities apply. Contact Sprecher + Schuh for more information.



Mini Horn-Signal Beacons



CE





DISCONTINUED

| Type | Description | Specifications | Catalog Number |
|---|---|--|--|
| | Replace  with lens color | | Grey Housing  |
|  | KLL Mini Horn Signal Beacon with cone Steady of Flashing (no bulb)    92 dB @ VDC 88 dB @ VAC, 50 Hz | 24 V DC 24 V AC, 50 Hz 48 V AC, 50 Hz 230 V AC, 50 Hz | 710 11 005 710 11 105 710 11 108 710 11 113 |
| | KLF Mini Horn Strobe Beacon with cone Xenon tube included  92 dB @ VDC 88 dB @ VAC, 50 Hz | 24 V DC 230/240 V AC, 50 Hz | 710 12 005 710 12 113 |
|  | KDL Mini Horn Signal Beacon without cone Steady of Flashing (no bulb)    92 dB @ VDC 88 dB @ VAC, 50 Hz | 24 V DC 24 V AC, 50 Hz 48 V AC, 50 Hz 230 V AC, 50 Hz | 710 01 005 710 01 105 710 01 108 710 01 113 |
| | KDF Mini Horn Strobe Beacon without cone Xenon tube included  92 dB @ VDC 88 dB @ VAC, 50 Hz | 24 V DC 230/240 V AC, 50 Hz | 710 02 005 710 02 113 |

Mini Horns

CE



| Type | Description | Specifications | Catalog Number |
|---|--|---|--|
| | | | Grey Housing |
|  | KLH Mini Horn with cone continuous tone 92 dB @ VDC 88 dB @ VAC, 50 Hz | 12 V DC 24 V DC 110 V DC 220 V DC 24 V AC, 50 Hz 48 V AC, 50 Hz 230 V AC, 50 Hz | 710 100 004 710 100 005 710 100 010 710 100 013 710 100 105 710 100 108 710 100 113 |
|  | KDH Mini Horn without cone continuous tone 92 dB @ VDC 88 dB @ VAC, 50 Hz | 12 V DC 24 V DC 220 V DC 24 V AC, 50 Hz 48 V AC, 50 Hz 230 V AC, 50 Hz | 710 000 004 710 000 005 710 000 013 710 000 105 710 000 108 710 000 113 |

-  To complete the catalog no., replace the  with one of the following numbers for desired lens color:
1 = Amber, **2** = Red, **7** = Yellow.
-  Bulb not included. Order separately.
-  Other voltages and colors available by special order only. Contact factor for more information.



Signal Horns CE

DISCONTINUED

| Type | Description | Specifications | Catalog Number |
|---|--|---|--|
| | | ❶ | Grey Housing |
|  | HPT Signal Horn Impact resistant synthetic housing continuous tone (108 dB) | 24 V DC 110 V DC 220 V DC 24 V AC, 50 Hz 48 V AC, 50 Hz 110 V AC, 50 Hz 230 V AC, 50 Hz 120 V AC, 60 Hz 240 V AC, 60 Hz | 712 100 005 712 100 010 712 100 013 712 100 105 712 100 108 712 100 110 712 100 113 712 100 211 712 100 213 |
|  | HTG Signal Horn Die-cast aluminum housing continuous tone (108 dB) | 24 V DC 110 V DC 220 V DC 24 V AC, 50 Hz 48 V AC, 50 Hz 110 V AC, 50 Hz 230 V AC, 50 Hz 120 V AC, 60 Hz 240 V AC, 60 Hz | 713 100 005 713 100 010 713 100 013 713 100 105 713 100 108 713 100 110 713 100 113 713 100 211 713 100 214 |


❶ Other voltages available by special order only. Contact factory for more information.



DISCONTINUED


Signal Bells

CE

| Type | Description | Specifications | Catalog Number | |
|---|---|----------------|----------------|-------------|
| | | | Grey Housing | Red Housing |
|  | Signal Bells BEL Bell tone or quick beat (106 dB) | 24 V AC | 720 300 105 | |
| | | 115 V AC | 720 300 110 | |
| | | 230 V AC | 720 300 313 | |
| | | 12 V DC | 720 300 004 | |
| | | 24 V DC | 720 300 005 | 720 400 005 |



Electronic Multi-tone Sirens

CE

| Type | Description | Specifications | Catalog Number | |
|---|-------------|--------------------------------------|----------------|---------------|
| | | | Red Housing | White Housing |
|  | ES1 | 24 V DC, 32 tones (106 dB) | C110 620 005 | C110 220 005 |
| | ES2 | 110 - 230 V AC, 32 tones (106 dB) | C115 600 113 | C115 200 113 |

Electronic Sounders

CE





| Type | Description | Specifications | Catalog Number | |
|---|---|------------------------|---------------------|--------------------|
| | | | Type D (DIP Switch) | Type K (Terminals) |
|  | EHS-D EHS-K Electronic Sounder swiveling speaker (118 dB) | 12-24 V AC/DC | 731 010 405 | 731 020 405 |
| | | 230/240 V AC, 40-60 Hz | 731 010 313 | 731 020 313 |
|  | EHL-D EHL-K Electronic Sounder short fixed speaker (110 dB) | 12-24 V AC/DC | 730 010 405 | 730 020 405 |
| | | 230/240 V AC, 40-60 Hz | 730 010 313 | 730 020 313 |



M28 Panel Mount Alarms




DISCONTINUED

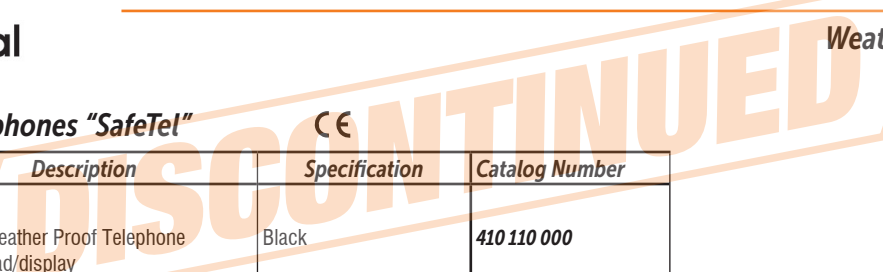
| Type | Description | Specifications | Catalog Number | |
|---|---|----------------------------|--|--|
| | | | Grey Housing | Black Housing |
|  | ESD Panel Mount Alarm continuous tone (90 dB) | 24 V AC/DC 230/240 V AC | 810 000 405 810 000 313 | 810 100 405 810 100 313 |
| | ESP Panel Mount Alarm pulsing tone (90 dB) | 24 V AC/DC | 811 000 405 | 811 100 405 |
|  | ESZ-S Panel Mount Alarm continuous/pulsing tone with spades (90 dB) | 24 V AC/DC 230/240 V AC | 809 000 405 809 000 313 | 809 100 405 809 100 313 |
|  | ESZ-K Panel Mount Alarm continuous/pulsing tone with terminal (90 dB) | 24 V AC/DC 230/240 V AC | 809 010 405 809 010 313 | 809 110 405 809 110 313 |
|  | BU2 Panel Mount Alarm pulsing tone (90 dB) ① | 12 V AC/DC 24 V AC/DC | | B100 520 404 B100 520 405 |
| | BU3 pulsing tone (90 dB) ① | 220 V AC | | B100 520 313 |

BU1 Surface Mount Alarms





| | | | | |
|---|--|--------------------|--|--|
|  | Surface Mount Alarm Electronic Siren pulsing tone (108 dB) | 12 V DC 24 V DC | | B100 510 004 B100 510 005 |
|---|--|--------------------|--|--|

① Adjustable sound pressure.




Weather Proof Telephones "SafeTel"



| Type | Description | Specification | Catalog Number |
|---|---|---------------|--------------------|
|  | wST1 SafeTel Weather Proof Telephone with keypad/display | Black | 410 110 000 |
|  | wST2 SafeTel Weather Proof Telephone no keypad/display | Black | 410 120 000 |

Weather Proof Telephones "FernTel3"



| Type | Description | Specification | Catalog Number ❶ |
|--|---|---|--------------------|
| | | | ❶ = Housing Color |
|  | wFT3 FernTel3 Weather Proof Telephone Zone 2 | with spiral cord and display (only available in Black/Yellow) | 410 300 ❶00 |
| | | with spiral cord no display (only available in Black/Yellow or Black/Grey) | 410 310 ❶00 |
| | | with armoured cord and display (only available in Black/Yellow) | 410 320 ❶00 |
| | | with armoured cord no display (only available in Black) | 410 330 ❶00 |
| | wFT3Z | with armoured cord no keypad/no display (only available in Black/Red) | 410 340 ❶00 |
| | STB Stabilizer Bracket | | 410 400 900 |



❶ To complete the catalog no., replace the ❶ with one of the following numbers for desired housing color: 0 = Black, 1 = Black/Yellow (shown), 2 = Black/Red, 3 = Black/Grey.



Weather Proof Telephones "Industry"





DISCONTINUED

| Type | Description | Specification | Catalog Number |
|---|---|--|--------------------|
|  | wIND1 SafeTel Weather Proof Telephone | Yellow with keypad and yellow protection door | 410 700 100 |
| | | Yellow with no keypad and yellow protection door | 410 710 100 |
| | | Yellow with keypad and transparent protection door | 410 700 110 |
| | | Yellow with no keypad and transparent protection door | 410 710 110 |
|  | wIND2 SafeTel Weather Proof Telephone | Yellow with transparent protection door and LED call indicator | 410 700 200 |




DISCONTINUED

Weather-proof Telephone Accessories



| Type | Description | Specification | Catalog Number |
|---|---|--|--|
|  | VS2 Weather-proof Visual-Audible Telephone Call Signaling sounder (95 dB @ 230 VAC) bulb included xenon 3J | Amber Red Clear Blue Green | 410 201 005 410 202 005 410 204 005 410 205 005 410 206 005 |
|  | HS2 Weather-proof Headset Kit | | 410 200 001 |
| | TCR Weather-proof telephone connecting relay | | 410 100 200 |

Telephone Protection Hoods


| Type | Description | Specification | Catalog Number |
|---|---|---------------|--------------------|
|  | TH1 GRP (glass reinforced plastic) | Amber | 410 100 007 |
| | Metal | Yellow | 410 100 006 |
| | TH1C Metal console for floor mounting, fits all TH1 hoods | Yellow | 410 100 011 |








Explosion Proof Telephones "ExSafeTel" CE Ex

| Type | Description | Specification | Catalog Number |
|---|--|---------------|--|
|  | dST1 ExSafeTel Explosion Proof Telephone with keypad/display | Black Red | 410 010 000 410 010 100 |
|  | dST2 ExSafeTel Explosion Proof Telephone no keypad/display | Black Red | 410 020 000 410 020 100 |

Explosion Proof Telephones "FernTel3" CE Ex

| Type | Description | Specification | Catalog Number ❶ |
|---|--|---|--------------------|
| | | | ❶ = Housing Color |
|  | dFT3 FernTel3 Explosion Proof Telephone Zone 2, 22 | with armored cord and display (Only available in Black/Red) | 410 420 ❶00 |
| | | with armored cord no display (Only available in Black/Red) | 410 430 ❶00 |
| | STB Stabilizer Bracket | for vibration resistance | 410 400 900 |

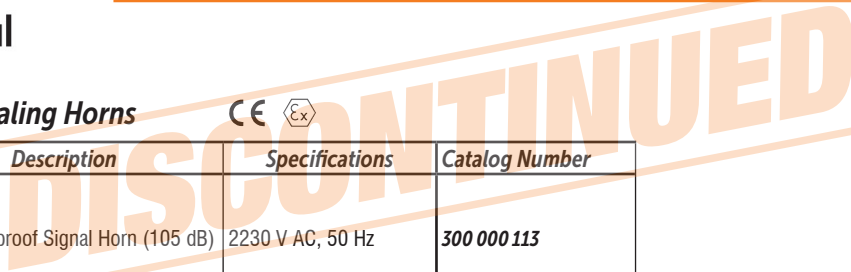
Accessories for ExSafeTel and FernTel3




| | | | |
|---|--|-------|--------------------|
|  | AS1 Ex-proof Audible Telephone Call Signaling sounder (90 dB) | | 410 100 004 |
|  | VS1 Ex-proof Visual-Audible Telephone Call Signaling sounder (90 dB) | Amber | 410 101 005 |
| | | Red | 410 102 005 |
| | | Clear | 410 104 005 |
| | | Blue | 410 105 005 |
| | | Green | 410 106 005 |
|  | EP1 Ex-proof Additional Earpiece Set | | 410 100 002 |
|  | HS1 Ex-proof Headset Kit | | 410 100 001 |
|  | mTCR Ex-proof telephone connecting relay, Zones 1, 21 | | 410 100 100 |

❶ To complete the catalog no., replace the ❶ with one of the following numbers for desired housing color: 0 = Black, 1 = Black/Yellow, 2 = Black/Red (shown), 3 = Black/Grey.




Explosion Proof Signaling Horns



| Type | Description | Specifications | Catalog Number |
|---|---|---------------------------------|--|
|  | dHH1 Explosion-proof Signal Horn (105 dB) AC | 2230 V AC, 50 Hz | 300 000 113 |
| | dHH2 Explosion-proof Signal Horn (105 dB) DC | 24 V DC | 300 000 005 |
|  | mHPT Explosion-proof Signal Horn (108 dB) Impact resistant Synthetic Temperature range T5 Zones 1, 2 | 24 V DC 115 V AC 230 V AC | 301 100 005 301 100 110 301 100 113 |
|  | mHTG Explosion-proof Signal Horn (108 dB) Aluminum Temperature range T5 Zone 1, 2 and 21, 22 | 24 V DC 230 V AC | 302 100 005 302 100 113 |


Signal Bells





| Type | Description | Specifications | Catalog Number |
|---|--|-----------------|--------------------|
|  | dHW1 Explosion-proof Signal Bell (105 dB) DC | 24 V DC | 320 000 005 |
| | dHWR1 Explosion-proof Signal Bell with telephone call relay | 230 V AC, 50 Hz | 320 100 113 |



Electronic Sounders

| Type | Description | Specifications | Catalog Number |
|---|---|----------------|--------------------|
|  | dMS1 Explosion-proof electronic multi-tone siren (115 dB) | 85 - 265 V AC | 371 000 313 |
| | dMS2 Explosion-proof electronic multi-tone siren (115 dB) | 24 V DC | 371 000 005 |
| | MK-dMS Mounting kit for vibration applications | | 371 000 900 |

Strobe Beacons

| Type | Description | Specifications | Catalog Number  |
|---|---|------------------------------|--|
|  | dSF1 Explosion-proof Xenon Strobe Beacon with protective cage, AC | 110/120 V AC, 50-60 Hz, 5 J | 335 100 410 |
| | | 230/240 V AC, 50-60 Hz, 5 J | 335 100 413 |
| | dSF2 Explosion-proof Xenon Strobe Beacon with protective cage, DC | 110/120 V AC, 50-60 Hz, 15 J | 335 000 410 |
| 230/240 V AC, 50-60 Hz, 15 J | | 335 000 413 | |
| | Lens colors: 1, 2, 4, 5, 6 only | | 335 100 005 335 000 005 |

 To complete the catalog number, replace the  with one of the following numbers for desired lens color:
1 = Amber, 2 = Red, 4 = Clear, 5 = Blue, 6 = Green



LED Signal Beacons



DISCONTINUED

| Type | Description | Specifications | Catalog Number ❶ |
|---------------------------------|--|--|--------------------|
| | dSD1 Explosion-proof LED Signal Beacon with protection cage | 85-265 V AC | 335 21❶ 313 |
| | dSD2 Explosion-proof LED Signal Beacon with protection cage | 24 V DC | 335 21❶ 005 |
| | | 48 V DC | Red Yellow |
| Lens colors: 2, 4, 5, 6, 7 only | | | |
| | mDD1 Explosion-proof LED Signal Beacon | 230 V AC | 336 00❶ 413 |
| | mDD2 Explosion-proof LED Signal Beacon | 24 V DC | 336 00❶ 005 |
| | | Lens colors: 2, 4, 5, 6, 7 only | |
| | mMD1 Explosion-proof Multi-Color LED Signal Beacon | 230 V AC | 337 000 313 |
| | mMD2 Explosion-proof Multi-Color LED Signal Beacon | 24 V DC | 337 000 005 |
| | MPL Mounting plate for combinations of dSF, dSD, mDD, mMD, dMS | stainless steel, includes exp-proof junction box | 335 500 000 |



Use MPL mounting plate to create Visual + Audible signaling in explosion proof environments.

Visual-Audible Signaling Sounder



| Type | Description | Specifications | Catalog Number ❶ |
|------|--|-----------------|--------------------|
| | VS1 Explosion-proof Visual-Audible signaling sounder (90 dB) | 230 V AC, 50 Hz | 410 10❶ 005 |
| | Lens colors: 1, 2, 4, 5, 6 only | | |

❶ To complete the catalog number, replace the ❶ with one of the following numbers for desired lens color:
2 = Red, 4 = Clear, 5 = Blue, 6 = Green, 7 = Yellow.