



Indicating Lights (Complete Kits) ①②

Lens Color	Plastic operator with plastic bezel	Metal operator with metal bezel
		
	Diffuser Type	Diffuser Type
Catalog Number	Catalog Number	Catalog Number
Oper. Only	D7P-P☼	D7M-P☼
Incandescent Module (Bulb Included)		
Green	D7P-P3P♣	D7M-P3P♣
Red	D7P-P4P♣	D7M-P4P♣
Yellow	D7P-P5P♣	D7M-P5P♣
Blue	D7P-P6P♣	D7M-P6P♣
Clear	D7P-P7P♣	D7M-P7P♣
Integral LED Module		
Green	D7P-P3P♣	D7M-P3P♣
Red	D7P-P4P♣	D7M-P4P♣
Yellow	D7P-P5P♣	D7M-P5P♣
Blue	D7P-P6P♣	D7M-P6P♣
Clear	D7P-P7P♣	D7M-P7P♣

Complete Kit Ordering Instructions

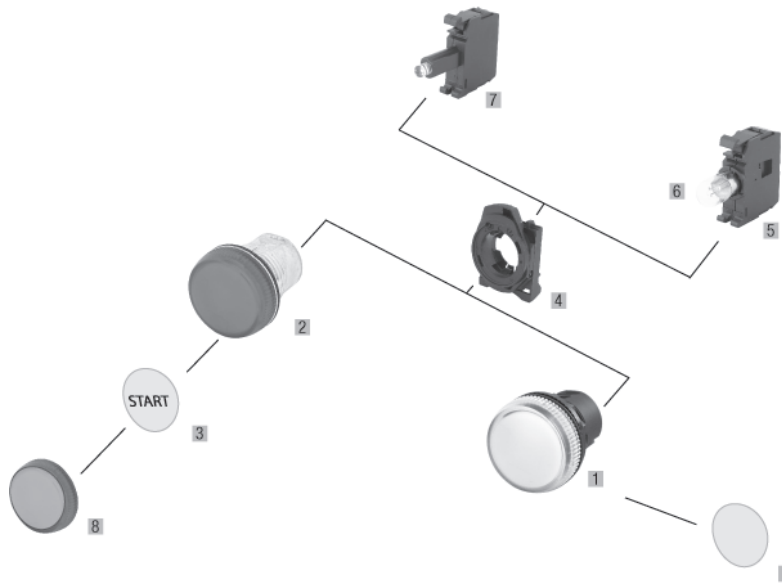
D7P	–	P	★	P	♣
Oper. Construction	Operator Type ③	Lens Color	Mounting Latch	Power Module	
D7P - Plastic operator with plastic bezel (Type 4/4X/13, IP66) D7M - Metal operator with metal bezel (Type 4/13, IP66)	P - Diffuser style lens	0 - Amber 3 - Green 4 - Red 5 - Yellow 6 - Blue 7 - Clear	P - Plastic latch (<i>D7P and D7M offered with plastic latch as standard</i>) M - Metal latch	Incandescent module D0 - no bulb D1 - 6V, bulb D2 - 12V, bulb D3 - 24V, bulb D4 - 48V, bulb D5 - 120V, bulb Integral LED module N3x , 24V AC/DC N5x , 120V AC N7x , 240V AC	

Custom printed diffusers sold separately, see page H76. Order kits with applicable lens cap color and order the custom printed diffuser separately for field installation.

LED Module Code Selection	
For lens color...	replace "x" with...
Green	G
Red	R
Amber Yellow Blue Clear	W

- ① Legend plates sold separately. See page H73 for information.
- ② Select lens color from "Complete Kit Ordering Instructions" table above.
- ③ One blank inscription diffuser included.

Indicating Lights (Components) ❶



Component	Catalog Number	Pkg. Qty.
01 Plastic operator with blank diffuser Amber Green Red Yellow Blue Clear	D7P-P0 D7P-P3 D7P-P4 D7P-P5 D7P-P6 D7P-P7	1
02 Metal operator with blank diffuser Amber Green Red Yellow Blue Clear	D7M-P0 D7M-P3 D7M-P4 D7M-P5 D7M-P6 D7M-P7	1
03 Custom printed Inscription diffuser caps ❸ AUTO CLOSE DOWN FAULT FAST FORWARD HAND HIGH LOW OFF ON OPEN REVERSE RUN SLOW START STOP UP	D7-AD3CE101 D7-AD3CE107 D7-AD3CE110 D7-AD3CE113 D7-AD3CE114 D7-AD3CE120 D7-AD3CE126 D7-AD3CE129 D7-AD3CE148 D7-AD3CE163 D7-AD3CE166 D7-AD3CE170 D7-AD3CE188 D7-AD3CE193 D7-AD3CE201 D7-AD3CE208 D7-AD3CE212 D7-AD3CE223	1

Component	Catalog Number	Pkg. Qty.
04 Tool-less Mounting Latch (for snap-on contact blocks and lamp elements) Plastic Latch Metal Latch	D7-ALP D7-ALM	10
05 Power Module, Incandescent	D7-D0C	10
06 Lamps, Incandescent 6V AC/DC 12V AC/DC 24V AC/DC 48V AC/DC 130V AC/DC	D7-N65 D7-N141 D7-N157 D7-N48 D7-N130	10
07 Power Module, Integral LED ❹ 24V AC/DC 120V AC 240V AC	D7-N3x D7-N5x D7-N7x	10
08 Replacement color lens cap, includes blank diffuser Amber Green Red Yellow Blue Clear	D7-AP0 D7-AP3 D7-AP4 D7-AP5 D7-AP6 D7-AP7	10

- ❶ Legend plates sold separately. See page H73 for information.
- ❷ Screwless power modules available. See page H69 for ordering information.
- ❸ See page H76 for other custom printed ISO and text options.
- ❹ To complete the catalog no., replace the "x" with one of the codes on the previous page.