









CX7 KWIKstarter Enclosures for use with KTA7 Type E Motor Controllers and CA7 Contactors ①③

Component	Description	For Use With		Environmental Approvals	Catalog Number	Price
		Type E Controller	Contactors			
	Enclosure for Combo KWIKstarter ① CX7/CXU7-9...23 CX7/CXU7-9E...23E	KTA7-25S KTA7-25H	CA7-9...23 CA7-9E...23E CAU7-9...23 CAU7-9E...23E	cUL Type 1/12K IEC IP66	KS7-C0C4R	103.22

Handle Accessory for CX7/CXU7 KWIKstarters ①

Accessory	Description	For Use With	Color	Catalog Number	Price
	Door Coupling Handle ① • Padlockable • NEMA Type 1/12K and IP66 • Includes handle coupling (shaft) • Requires KT7-KN1 Locking Knob	All KT7s	Gray/Black	KT7-SHB	18.40
			Red/Yellow	KT7-SHBY	18.40
	Lockable Twist Knob • for use with KT7-SHB	All KT7s	Gray/Black	KT7-KN1	See page F16
	Universal Connector for CX7/CXU7 • Provides electrical interconnection of KTA7 and CA7 (with AC or Electronic DC coil) • Applies to FVNR and FVR versions • Allows for mounting the CA7 on a single DIN rail	All KT7s	Black	KT7-25S-PEC23A ④	35.77

CX7 KWIKstarter Pilot Device Kits (for use with KS7-C0C4R Type 1/12K) ①②

Kits	Description	Contact Blocks included		Catalog Number	
		NO	NC		
	Multi-Function Pushbutton kit Non-illuminated START-STOP I-O	1	1	KS7-P3U KS7-P4U	See page C29 for
	FOR-STOP-REV UP-STOP-DOWN OPEN-STOP-CLOSE	2	1	KS7-P3U-REV KS7-P4U-REV KS7-P5U-REV	
	Selector switch kits Non-illuminated, includes legend plate				
	ON-OFF 2-Position	1	0	KS7-P6	
	HAND-OFF-AUTO 3-Position	2	0	KS7-P7	
	Run Pilot Light or Overload Alarm Pilot Light Plastic operator with diffuser lens in Red, Green or Yellow, with integrated LED power module	Replace ⑤ with color choice R = Red G = Green Y = Yellow		KS7-P1 ⑥24V ⑥ KS7-P1 ⑥120V KS7-P1 ⑥240V	
	Hole Plug used to plug 22.5mm holes.	Gray Plastic		D7-N8	See page H72

- ① KS7-C0C4R is supplied with the following holes:
 - (1) one 22mm hole for a Pilot Device option, select one kit from this page.
 - (1) one 22mm hole for KT7-SHB (or SHRY) Disconnect or Reset handle.
- ② Plastic bezel is standard. Pilot Device Kits include D7-BX_ Base Mounted contact blocks. See Section H for more information.

- ③ CPT not possible.
- ④ Standard KT7-25S-PEC23 does not work in CX7/CXU7 Kwikstarters.
- ⑤ KS7-P1 ⑥24V can be used with 24VAC or 24VDC.

F Enclosed Motor Circuit Controllers