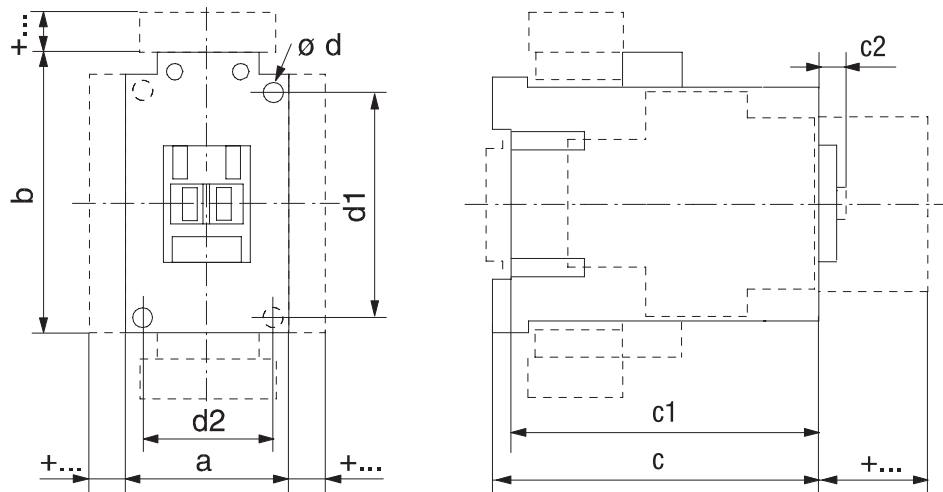


Series CA7, CAU7, CNX, CAN7 and CAL7 (Contactors, Reversing Contactors & Special Use Contactors)

Dimensions are in millimeters (inches). Dimensions not intended for manufacturing purposes.

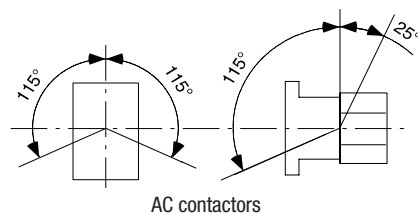


	Catalog Number	a	b	c	c1	c2	ød	d1	d2
AC Contactors	CA7-9...CA7-23; CAN7-12, CAN7-16, CNX-205...208; CA(V)L7-20	45 (1-25/32)	81 (3-3/16)	80.5 (3-11/64)	75.5 (3-3/32)	6 (1/4)	① 4.5 (3/16)	60 (2-23/64)	35 (1-25/64)
	CA7-30...CA7-37; CNX-209; CAN7-37	45 (1-25/32)	81 (3-3/16)	97.5 (4)	92.6 (3-49/64)	6.5 (17/64)	① 4.5 (3/16)	60 (2-23/64)	35 (1-25/64)
	CA7-40-M...	59 (2-21/64)	81 (3-3/16)	100.5 (4-7/64)	95.5 (3-49/64)	6.5 (17/64)	① 4.5 (3/16)	60 (2-23/64)	45 (1-25/32)
	CA7-43...CA7-55, CAN7-43, CNX-212	54 (2-1/8)	81 (3-3/16)	100.5 (4-7/64)	95.5 (3-49/64)	6.5 (17/64)	① 4.5 (3/16)	60 (2-23/64)	45 (1-25/32)
	CA7-60...CA7-97, CAN7-85, CNX-218	72 (2-53/64)	122 (4-51/64)	117 (4-49/64)	111.5 (4-35/64)	8.5 (21/64)	② 5.4 (7/32)	100 (3-15/16)	55 (2-11/64)
	CA7-90-M... CAL7-60-M40	95 (3-3/4)	122 (4-51/64)	117 (4-49/64)	111.5 (4-35/64)	8.5 (21/64)	② 5.4 (7/32)	100 (3-15/16)	55 (2-11/64)

Reversing Contactors, Capacitor Contactors & Accessories (+...)

Contactors with...		Dim. [mm]	Dim. [inches]
auxiliary contact block-front mounting	2-, or 4-pole	c/c1 + 39	c/c1 + 1-37/64
auxiliary contact block-side mounting	1-, or 2-pole	a + 9	a + 23/64
pneumatic timing module		c/c1 + 58	c/c1 + 2-23/64
electronic timing module	on coil terminal side	b + 24	b + 15/16
reversing contactor w-mech.interlock	on side of contactor	a+9+a	a+ 23/64+a
mechanical latch		c/c1 + 61	c/c1 + 2-31/64
interface module	on coil terminal side	b + 9	b + 23/64
surge suppressor	on coil terminal side	b + 3	b + 1/8
Labeling with...	label sheet	+0	+0
	marking tag sheet with clear cover	+0	+0
	marking tag adapter for V7 Terminals	+5.5	+7/32

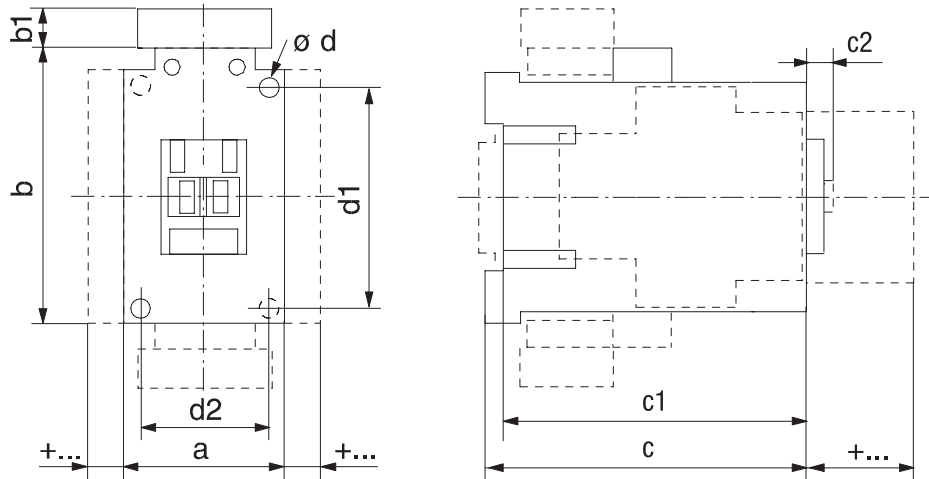
Mounting Position



① 2 mounting holes.
② 4 mounting holes.

Series CA7 with Electronic DC Coil

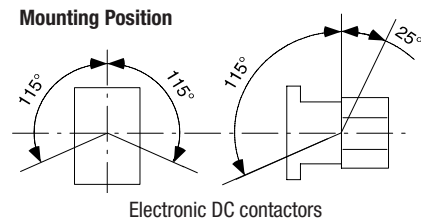
Dimensions are in millimeters (inches). Dimensions not intended for manufacturing purposes.



Catalog Number	Coil Code	a	b	b1	c	c1	c2	$\emptyset d$	d1	d2
CA7-9E...CA7-23E, CAN7-12E...CAN7-16E	12E...24E	45 (1-25/32)	81 (3-3/16)	~	80.5 (3-11/64)	75.5 (2-31/32)	6 (15/64)	① 4.5 (3/16)	60 (2-23/64)	35 (1-3/8)
	36E...220E	45 (1-25/32)	81 (3-3/16)	24 (15/16)	80.5 (3-11/64)	75.5 (2-31/32)	6 (15/64)	① 4.5 (3/16)	60 (2-23/64)	35 (1-3/8)
CA7-30E...CA7-37E, CAN7-37E	12E...24E	45 (1-25/32)	81 (3-3/16)	~	97.5 (4)	92.5 (3-41/64)	6.5 (1/4)	① 4.5 (3/16)	60 (2-23/64)	35 (1-3/8)
	36E...220E	45 (1-25/32)	81 (3-3/16)	24 (15/16)	97.5 (4)	92.5 (3-41/64)	6.5 (1/4)	① 4.5 (3/16)	60 (2-23/64)	35 (1-3/8)
CA7-40E	12E...24E	59 (2-21/64)	81 (3-3/16)	~	100.5 (3-61/64)	95.5 (3-49/64)	6.5 (1/4)	① 4.5 (3/16)	60 (2-23/64)	45 (1-25/32)
	36E...220E	59 (2-21/64)	81 (3-3/16)	24 (15/16)	100.5 (3-61/64)	95.5 (3-49/64)	6.5 (1/4)	① 4.5 (3/16)	60 (2-23/64)	45 (1-25/32)
CA7-43E...55E, CAN7-43E	12E...24E	54 (2-1/8)	81 (3-3/16)	~	100.5 (3-61/64)	95.5 (3-49/64)	6.5 (1/4)	① 4.5 (3/16)	60 (2-23/64)	45 (1-25/32)
	36E...220E	54 (2-1/8)	81 (3-3/16)	24 (15/16)	100.5 (3-61/64)	95.5 (3-49/64)	6.5 (1/4)	① 4.5 (3/16)	60 (2-23/64)	45 (1-25/32)

Reversing Contactors, Capacitor Contactors & Accessories (+...)

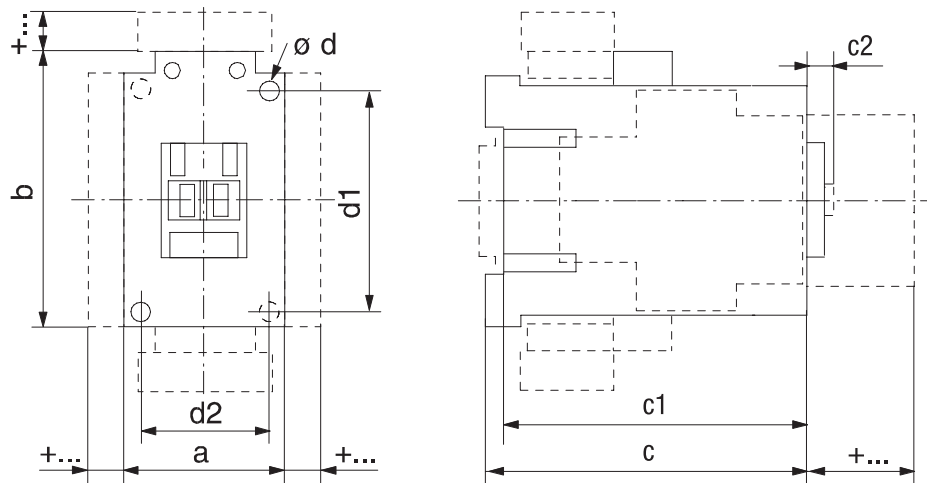
	Contactors with...	Dim. [mm]	Dim. [inches]
auxiliary contact block-front mounting	2-, or 4-pole	$c/c_1 + 39$	$c/c_1 + 1-37/64$
auxiliary contact block- left side mounting	1-, or 2 pole	$a + 9$	$a + 23/64$
pneumatic timing module		$c/c_1 + 58$	$c/c_1 + 2-23/64$
electronic timing module	on coil terminal side	$b + 24$	$b + 15/16$
mechanical latch		$c/c_1 + 61$	$c/c_1 + 61$
interface module	on coil terminal side	$b + 9$	$c/c_1 + 2-31/64$
Labeling with...	label sheet	+0	+0
	marking tag sheet with clear cover	+0	+0
	marking tag adapter for V7 Terminals	+5.5	+7/32



① 2 mounting holes.

Series CA7 with Two Winding DC Coils

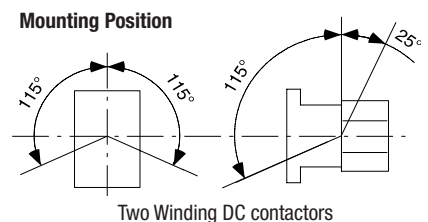
Dimensions are in millimeters (inches). Dimensions not intended for manufacturing purposes.



	Catalog Number	a	b	c	c1	c2	$\varnothing d$	d1	d2
Two Winding DC Contactors	CA7-60D...CA7-97D	72	122	117	111.5	8.5	① 5.4	100	55
	CAN7-85D	(2-53/64)	(4-51/64)	(4-49/64)	(4-35/64)	(21/64)	(7/32)	(3-15/16)	(2-11/64)
	CA7-90D	95	122	117	111.5	8.5	① 5.4	100	55
		(3-3/4)	(4-51/64)	(4-49/64)	(4-35/64)	(21/64)	(7/32)	(3-15/16)	(2-11/64)

Reversing Contactors, Capacitor Contactors & Accessories (+...)

	Contactors with...	Dim. [mm]	Dim. [inches]
auxiliary contact block-front mounting	2-, or 4-pole	$c/c1 + 39$	$c/c1 + 1-37/64$
auxiliary contact block- left side mounting	1-, or 2 pole	$a + 9$	$a + 23/64$
pneumatic timing module		$c/c1 + 58$	$c/c1 + 2-23/64$
electronic timing module	on coil terminal side	$b + 24$	$b + 15/16$
mechanical latch		$c/c1 + 61$	$c/c1 + 61$
interface module	on coil terminal side	$b + 9$	$c/c1 + 2-31/64$
Labeling with...	label sheet	+0	+0
	marking tag sheet with clear cover	+0	+0
	marking tag adapter for V7 Terminals	+5.5	+7/32



① 4 mounting holes.