



PRODUCT SAFETY ADVISORY

Notice of Potential Unsafe Condition

Sprecher + Schuh issues a Product Safety Advisory when it identifies a product(s) anomaly that may potentially cause harm to personnel, capital equipment loss or environmental damage. Immediate action is required as identified below.

Sprecher + Schuh KT_9 series Motor Protection Circuit Breakers and KTU9 Series Molded Case Circuit Breakers may conduct electricity when switched OFF or TRIPPED

Reference: 2026-03-001

Version: 2.0

Date: May 2026

Version 2.0 – May 2026 – This notification has been revised to communicate updates to the Product Identification and Correction sections. Please read this revised notification in its entirety.

This Product Safety Advisory informs you of a potential anomaly that may exist with Sprecher + Schuh KT_9 series Motor Protection Circuit Breakers and KTU9 series Molded Case Circuit Breakers. Sprecher + Schuh KT_9 series Motor Protection Circuit Breakers and KTU9 series Molded Case Circuit Breakers may conduct electricity when switched OFF or TRIPPED.

Certain Sprecher + Schuh KT_9 series Motor Protection Circuit Breakers and KTU9 series Molded Case Circuit Breakers may not fully open under load and interrupt current. The potential anomaly may not meet published endurance specifications, potentially leading to voltage being present on the load side of the breaker with the breaker in the OFF or TRIPPED state, potentially causing a risk of arc flash, electrical shock, and equipment damage.



– Product Identification –

The potentially affected products are select Sprecher + Schuh KT_9 series Motor Protection Circuit Breakers and KTU9 series Molded Case Circuit Breakers and used in certain Sprecher + Schuh CLE/CLUE Open Style Starters, Sprecher + Schuh CX7 Enclosed Starters, and certain Sprecher + Schuh custom solutions.

The Sprecher + Schuh KT_9 series Motor Protection Circuit Breakers and KTU9 series Molded Case Circuit Breakers by frame size, manufacturing date range, and endurance specification anomaly are listed below:

Frame Size	Manufacturing Date Range	Endurance Specification Anomaly
C	November 1, 2025 (2025/11/01) through December 31, 2025 (2025/12/31)	Return for replacement.
D	July 1, 2025 (2025/07/01) through September 30, 2025 (2025/09/30)	At risk over 20,000 cycles.* *Products are expected to operate as intended up to this threshold. Refer to Appendix B for cycle count calculation.
D	October 1, 2025 (2025/10/01) through December 31, 2025 (2025/12/31).	Return for replacement.

Sprecher + Schuh KT_9 series Motor Protection Circuit Breakers, where * may represent additional characters of the catalog numbers. The complete list of potentially affected Sprecher + Schuh KT_9 series Motor Protection Circuit Breakers, by catalog number, is attached in Appendix A of this advisory.

C-Frame	D-Frame				
KTA9-32S-16A*	KTA9-40H-16A*	KTB9-40H-16A	KTC9-40H-16A	KTV9-40H-16A	KTA9-80H-16A
KTA9-32S-20A*	KTA9-40H-20A*	KTB9-40H-20A	KTC9-40H-20A	KTV9-40H-20A	KTA9-80H-20A
KTA9-32S-25A*	KTA9-40H-25A*	KTB9-40H-25A	KTC9-40H-25A	KTV9-40H-25A	KTA9-80H-25A
KTA9-32S-29A*	KTA9-40H-29A*	KTB9-40H-29A		KTV9-40H-29A	
KTA9-32S-32A*	KTA9-40H-32A*	KTB9-40H-32A		KTV9-40H-32A	
	KTA9-40H-36A	KTB9-40H-36A		KTV9-40H-36A	
	KTA9-40H-40A	KTB9-40H-40A		KTV9-40H-40A	

Sprecher + Schuh KTU9 series Molded Case Circuit Breakers, where * may represent additional characters of the catalog numbers.





D-Frame			
KTU9-40H-2D-12	KTU9-40H-2D-30	KTU9-40H-3D-12	KTU9-40H-3D-30
KTU9-40H-2D-15	KTU9-40H-2D-35	KTU9-40H-3D-15*	KTU9-40H-3D-35
KTU9-40H-2D-20	KTU9-40H-2D-40	KTU9-40H-3D-20*	KTU9-40H-3D-40
KTU9-40H-2D-25		KTU9-40H-3D-25	

Always follow standard electrical safety procedures, per NFPA 70E Lockout/Tagout, to ensure that de-energization has been accomplished. Always wear appropriate personal protective equipment (PPE) prior to achieving an electrically safe work condition.

If you believe you may have affected product, you must ensure that the line and load sides of the affected product are de-energized prior to performing remediation or any other maintenance activities on this equipment.

A change was made in 2025 to the QR code on the product. This change allows you to register and identify the catalog number and manufacture date of your product without removal.

Refer to the table below for product identification using the QR codes on the product. The QR codes shown below are example only.


C-Frame		D-Frame	
	If your C-frame breaker QR code on the product is square, your product is an older product and is not in scope for this Advisory.		If your D-frame breaker QR code is square, your circuit breaker may be in scope of this Advisory if your application requires over 20,000 cycles. Refer to the product package label or nameplate label for the manufacturing date.
	If your C-frame breaker has a QR code with a notch on the bottom, right , scan the QR code on the product to register and obtain identification information to determine if it is in scope for this Advisory.		If your D-frame breaker QR code has a QR code with a notch on the bottom, right , scan the QR code on the product to register and obtain identification information to determine if it is in scope for this Advisory.




QR code on the product (with a notch on the bottom, right as shown above) may be used to register and obtain identification information.

Sprecher + Schuh CLE/CLUE Open Style Starters, with potentially affected products: where * represents additional characters of the catalog numbers. The complete list of potentially affected Sprecher + Schuh CLE/CLUE Open Style Starters, by catalog number, is attached in Appendix A of this advisory.

Frame C	Frame D
CLE-7*-CC16*	CLE-7*-DC16*
CLE-8*-CC16	CLE-7*-DC20*
	CLE-7*-DC25*
	CLE-7*-DC32*
	CLE-7*-DC36
	CLE-7*-DC40*



For product still in its original shipping carton, the product identification information can be found on the product carton label. This image is shown as an example only.



For product not within its original shipping carton, the product identification information can be found on the product nameplate label, located on the side of the circuit breaker. This image is shown as an example only.

Sprecher + Schuh CX7 Enclosed Starters with potentially affected products: where * may represent additional characters of the catalog numbers. The complete list of potentially affected Sprecher + Schuh CX7 Enclosed Starters, by catalog number, is attached in Appendix A of this advisory.

Frame C	Frame D	
CX*7-16-*--AS16A-*	CX*7-16-*--AH16A-*	CBX7-16-*--AH16A-*
CBX7-16-*--AS16A-*	CX*7-23-*--AH20A-*	CBX7-23-*--AH20A-*
	CX*7-23-*--AH25A-*	CBX7-23-*--AH25A-*
	CX*7-30-*--AH29A-*	CBX7-30-*--AH29A-*
	CX*7-37-*--AH32A-*	CBX7-37-*--AH32A-*
	CX*7-37-*--AH36A-*	CBX7-37-*--AH36A-*
	CX*7-43-*--AH40A-*	CBX7-43-*--AH40A-*



For product still in its original shipping carton, the product identification information can be found on the product carton label. This image is shown as an example only.



For product not within its original shipping carton, the product identification information can be found on the product nameplate label, located on the starter cabinet door. This image is shown as an example only.

Certain other Sprecher + Schuh custom solutions require inspection to verify the presence of affected Sprecher + Schuh KT_9 series Motor Protection Circuit Breakers and KTU9 series Molded Case Circuit Breakers.

Review schematics and layout drawings to determine whether potentially affected circuit breakers are installed. Refer to the identification instructions above to perform a visual inspection of the potentially affected panel or packaged solution.

– Description –

A potential anomaly may exist with Sprecher + Schuh KT_9 series Motor Protection Circuit Breakers and KTU9 series Molded Case Circuit Breakers. Sprecher + Schuh KT_9 series Motor Protection Circuit Breakers and KTU9 series Molded Case Circuit Breakers may conduct electricity when switched OFF or TRIPPED.

Certain Sprecher + Schuh KT_9 series Motor Protection Circuit Breakers and KTU9 series Molded Case Circuit Breakers may not fully open under load and interrupt current. The potential anomaly may not meet published endurance specifications, potentially leading to voltage being present on the load side of the breaker with the breaker in the OFF or TRIPPED state, potentially causing a risk of arc flash, electrical shock, and equipment damage.

The anomaly may impact the operation of the front-mounted and side-mounted auxiliary contacts mechanically linked to the KT_9 series Motor Protection Circuit Breakers and KTU9 series Molded Case Circuit Breakers. The mechanically linked auxiliary contacts are dependent on the circuit breaker mechanism and may indicate incorrect OFF or TRIPPED status or switch late.¹

– Temporary Workarounds –

None

– Correction –

Correction requires replacement of affected circuit breakers within the manufacturing date ranges, as shown in the Identification section of this Product Safety Advisory.

Always follow standard electrical safety procedures, per NFPA 70E Lockout/Tagout, to ensure that de-energization has been accomplished. Always wear appropriate personal protective equipment (PPE) prior to achieving an electrically safe work condition.

If you believe you may have affected product, you must ensure that the line and load sides of the affected product are de-energized prior to performing remediation or any other maintenance activities on this equipment.

When removing the KT_9 series circuit breaker, follow the instructions provided in the [Bul. KTA9-32S-..., KTA9-40H-..., KTB9-40H-..., KTC9-40H-..., KTV9-40H-... Publication KT9-IN008E-MU-P.](#)

When removing the KTU9 series circuit breaker, follow the instructions provided in the [Bul. KTU9-40H-3D-...; KTU9-](#)

¹ Front-mounted and side-mounted auxiliary contact catalog numbers are: KT9-PE1-10, KT9-PE1-11, KT9-PE1-20, KT9-PA1-20, KT9-PA1-02, KT9-PA1-11, KT9-PEF1-S10N10, KT9-PEF1-S10N01, KT9-PEF1-S01N10, and KT9-PEF1-S10M10.

[40H-2D-... Publication KTU9-IN009E-MU-P.](#)

Contact Sprecher + Schuh Technical Support Customer Service, Sales Representative, or your Distributor to request replacement. Make sure to reference this Product Safety Advisory 2026-03-001 and the catalog number of your product when requesting replacement.

– Requested Customer Action –

Sprecher + Schuh requests you take the following actions:

- Check if you have a product affected by this Product Safety Advisory. Refer to the Product Identification and Description sections of this document for product identification assistance.
- If applicable, Contact Sprecher + Schuh Technical Support Customer Service, Sales Representative, or your Distributor to request replacement. Make sure to reference this Product Safety Advisory when requesting replacement product.
- All returns should be over packed to prevent shipping damage during transit.
- Continue to check incoming shipments for potentially affected product. Product in transit or in non-Sprecher + Schuh inventory may continue to contain potentially affected product for a period of time after the publication of this document.
- If you need additional assistance, please contact Sprecher + Schuh Technical Support.

The most current version of this Product Notice is posted on the Sprecher + Schuh website under Literature Library. [Click here to access the Literature Library Tech Notice article.](#)

If this Product Safety Advisory does not affect you because you do not have the products any longer, or if you are a Distributor, Sprecher + Schuh asks that you forward a copy of this notice, with any identifying documentation, immediately to the person or company that now has the product.

We appreciate your immediate cooperation. If you have any questions, please contact us.

Sincerely,

SPRECHER + SCHUH

Trademarks not belonging to Sprecher + Schuh are property of their respective companies.

Appendix A Affected Product by Catalog Number

The following table identifies potentially affected Sprecher + Schuh products by catalog number. Refer to the Product Identification section of this document for additional identification information.

CLE-712024E10-DC16B-FEB	CX7-12-10-XD-AS16A-A10-WG3U	CX7-23-10-120-AH25A-A10-WG3U
CLE-716012010-CC16C	CX7-16-10-120-AH16A-A10-WG	CX7-23-10-120-AH25A-A10-WJ
CLE-716024E01-DC16S	CX7-16-10-120-AH16A-A10-WJ	CX7-23-10-120-AS20A-A10-WG
CLE-716024E10-CC16C	CX7-16-10-120-AS16A-A10-WG	CX7-23-10-220W-AH16A-A10-WG3U
CLE-716024E10-DC16C	CX7-16-10-120-AS16A-A10-WG7	CX7-23-10-24Z-AH20A-A10-WG
CLE-716048010-CC16B	CX7-16-10-120-AS16A-A10-WJ	CX7-23-10-380-AS20-AS11-WG7
CLE-723012001-DC25B	CX7-16-10-24Z-AH16-A10-WG	CX7-23-10-480-AH25A-AS11-WG3U
CLE-723012010-DC16B	CX7-16-10-24Z-AS16-A10-WG7-S11	CX7-23-10-XA-AH25A-A10-WG17S22
CLE-723012010-DC25B	CX7-16-10-480-AS16A-A10-WG5	CX7-23-10-XA-AS20A-A10-WG17S22
CLE-723024E01-DC20S	CX7-16-10-480-AS16A-AS11-EZ3	CX7-23-10-XA-AS20A-A10-WG7-S11
CLE-723024E10-DC25C	CX7-16-10-480-AS16A-AS11-WJ	CX7-23-10-XC-AH25A-A10-WG3U
CLE-730012010-DC32B	CX7-16-10-600-AH16A-AS11-WG3U	CX7-23-10-XC-AH25A-A10-WG7
CLE-730012010-DC32C	CX7-16-10-600-AS16A-AS11-WG3U	CX7-23-10-XH-AH25A-A10-WG3U
CLE-730024E11-DC32C	CX7-16-10-XA-AS16-A10-WG7-S11	CX7-23E-10-24E-AH25A-A10-WG
CLE-737024E11-DC40C	CX7-16-10-XA-AS16A-A10-WG17S22	CX7-23-XC-AS20A-A10-WG17-S22
CLS-723024E10-DC16C	CX7-16-10-XA-AS20A-A10-WG17S22	CXU7-12-22-120-AS10A-A10-WG-6
CBX7-16-10-120-AS16-10-WG7-S10	CX7-16-10-XC-AS16A-A10-WG	CXU7-16-22-XG-AS16A-A10-WG
CBX7-16-10-24Z-AS16-10-WG7-S11	CX7-16-10-XC-AS16A-A10-WG13U	CXU7-23-22-120-AH25A-A10-WG
CBX7-16-120-AS16A-A10-WG17-S22	CX7-16-10-XC-AS16A-A10-WG17	KTA9-32S-16A
CBX7-23-10-120-AS20A-A10-WG3U	CX7-16-10-XC-AS16A-A10-WG17S22	KTA9-32S-16A-CG
CBX7-23-10-24Z-AS20-10-WG7-S11	CX7-16-10-XC-AS16A-A10-WG3U	KTA9-32S-16A-DG
CX7-12-10-480-AS16A-AS11-WG3U	CX7-16-10-XC-AS16A-A10-WG7	KTA9-32S-16A-EX
CX7-12-10-575-AS16A-A10-WG3U	CX7-16-10-XH-AS16A-A10-WG3U	KTA9-32S-16A-EX-BD
CX7-12-10-XC-AS16A-A10-WG13U	CX7-23-10-120-AH20A-A10-WG	KTA9-32S-16A-EX-BD-A11
CX7-12-10-XD-AH16A-A10-WG3U	CX7-23-10-120-AH25A-A10-WG	KTA9-32S-16A-EY

KTA9-32S-16A-EY-AA-120	KTA9-32S-25A-EY	KTA9-40H-25A-EY-UA120-BD
KTA9-32S-16A-EY-AA-120-NP	KTA9-32S-25A-EY-ATEX	KTA9-40H-25A-VG
KTA9-32S-16A-EY-AA-240	KTA9-32S-25A-EY-BD	KTA9-40H-25A-WG
KTA9-32S-16A-EY-AA-480V	KTA9-32S-25A-VG	KTA9-40H-25A-WJ
KTA9-32S-16A-EY-UA120	KTA9-32S-25A-VG-A11	KTA9-40H-29A
KTA9-32S-16A-EY-UA230	KTA9-32S-29A	KTA9-40H-29A-EY-BD
KTA9-32S-16A-EY-UA240	KTA9-32S-29A-DG	KTA9-40H-32A
KTA9-32S-16A-EY-UA480	KTA9-32S-29A-EX	KTA9-40H-32A-EY
KTA9-32S-16A-EY-UA480-BD	KTA9-32S-29A-EY	KTA9-40H-36A
KTA9-32S-16A-VG	KTA9-32S-29A-VG	KTA9-40H-40A
KTA9-32S-16A-VG-A11	KTA9-32S-29A-VG-A11	KTB9-40H-16A
KTA9-32S-16A-VG-AA-240V	KTA9-32S-32A	KTB9-40H-20A
KTA9-32S-16A-VJ	KTA9-32S-32A-DG	KTB9-40H-25A
KTA9-32S-16A-WG	KTA9-32S-32A-EX	KTB9-40H-29A
KTA9-32S-16A-WG-AA-230	KTA9-32S-32A-EX-A10	KTB9-40H-32A
KTA9-32S-16A-WJ	KTA9-32S-32A-EX-A20	KTB9-40H-36A
KTA9-32S-20A	KTA9-32S-32A-EY	KTB9-40H-40A
KTA9-32S-20A-EX	KTA9-32S-32A-EY-ATEX	KTC9-40H-16A
KTA9-32S-20A-EX-A10	KTA9-32S-32A-VG	KTC9-40H-20A
KTA9-32S-20A-EX-BD	KTA9-40H-16A	KTC9-40H-25A
KTA9-32S-20A-EY	KTA9-40H-16A-EY	KTU9-40H-2D-12
KTA9-32S-20A-EY-AA-240	KTA9-40H-16A-EY-AA-240V	KTU9-40H-2D-15
KTA9-32S-20A-VG	KTA9-40H-16A-WG-AA-120	KTU9-40H-2D-20
KTA9-32S-20A-WG	KTA9-40H-16A-WJ	KTU9-40H-2D-25
KTA9-32S-20A-WJ	KTA9-40H-20A	KTU9-40H-2D-30
KTA9-32S-25A	KTA9-40H-20A-EY	KTU9-40H-2D-35
KTA9-32S-25A-EX	KTA9-40H-20A-VG	KTU9-40H-2D-40
KTA9-32S-25A-EX-A11	KTA9-40H-25A	KTU9-40H-3D-12
KTA9-32S-25A-EX-BD	KTA9-40H-25A-EY	KTU9-40H-3D-15
KTA9-32S-25A-EX-BD-A11	KTA9-40H-25A-EY-AA-240V	KTU9-40H-3D-15-DG

KTU9-40H-3D-20
KTU9-40H-3D-20-VG
KTU9-40H-3D-20-VJ
KTU9-40H-3D-25
KTU9-40H-3D-30
KTU9-40H-3D-35
KTU9-40H-3D-40
KTV9-40H-16A
KTV9-40H-20A
KTV9-40H-25A
KTV9-40H-29A
KTV9-40H-32A
KTV9-40H-36A
KTV9-40H-40A
KTA9-80H-16A
KTA9-80H-20A
KTA9-80H-25A

Appendix B Cycle Count Calculation

This Appendix provides additional details related to Sprecher + Schuh KT_9 series Motor Protection Circuit Breakers and KTU9 series Molded Case Circuit Breakers, frame size D, manufacturing date range of July 1, 2025 (2025/07/01) through September 30, 2025 (2025/09/30).

In the Product Identification section of this Advisory, there is reference to “at risk over 20,000 cycles.” This indicates a defined endurance threshold. Products are expected to operate as intended up to this threshold.

A cycle is one complete operating event of the circuit breaker, consisting of a closing (ON) followed by an opening (OFF or TRIPPED). Each ON–OFF or ON–TRIP–RESET sequence counts as one cycle. When an application does not include a built-in cycle counter, the number of operating cycles may be estimated based on the expected frequency of circuit breaker operation over a defined period and extrapolated over the anticipated service life of the application.

Each intentional ON–OFF operation, as well as each automatic trip followed by a manual or automatic reset, constitutes one cycle. The estimated cycle count may be determined by assessing the average number of such operations per month or per year over the equipment lifetime.

In typical, normal use applications, the cycle count of the circuit breakers is less than 20,000 cycles. Operation beyond 20,000 cycles does not imply immediate failure, but the probability of the anomaly described in this Advisory may increase depending on the application and cycle counts:

- 2 or 3 component starters: the contactor performs most of the switching, while the motor protection circuit breaker remains mostly closed and is operated infrequently. As a result, the number of cycles on the breaker over its lifetime is typically low.
- Drive applications: the circuit breaker is generally used for isolation and protection only and is not cycled during normal operation, again resulting in a limited number of operating cycles.

Customers who know their application cycle count can therefore assess whether the total number of breaker operations over the application lifetime is expected to remain below the 20,000 cycle threshold. If the number of cycles cannot be determined or is expected to exceed this threshold, this Advisory guidance regarding return or replacement applies.