

KWIKstarters Motor Control Factory Assembled Starters

sprecher+schuh

or
**Build from
Stock!**

Sprecher + Schuh offers a broad selection of pre-assembled or "build-from-stock" starters housed in a high impact, non-metallic, cUL approved, Type 1, 12, 4, 4X enclosure. Built for convenience, space savings and economy, KWIKstarters are efficiently designed to use standard CA7 contactors and CEP7 or CT7N overloads usually stocked by distributors. The contactor and overload are either pre-wired and pre-mounted onto the enclosure's built-in DIN-rail or may be ordered as separate components. Ample knockouts and open terminals guarantee quick, no fuss wiring.

- Designed for simplicity, maximum flexibility and ease of assembly.
- Preassembled or build from stock: simple, fast, economical enclosed starters for applications up to 30HP.
- Options for cover controls offer maximum application flexibility.
- Also available as a Type E/F Combination Motor Controller



*FVNR Start-Stop or Reset
only - CA7-9...23 with
CT7N or CEP7*



*FVNR Hand-Off-Auto
with Pilot Light - CA7-
9...23 with CT7N or CEP7*



*FVNR Start/Stop CA7-
30...43 with CEP7*



*FVR Forward-Stop-Reverse
CAU7-9...23 with CEP7*



*FVNR or FVR KTA9 E-Combo
CX7-9...23 or CXU7-9...23*




Non-Reversing Start-Stop or Reset only - CA7-9...23 with CT7N or CEP7

- Full voltage non-reversing starter from 9A to 23A or in NEMA Sizes 00 & 0
- Three Phase up to 15 HP @ 460V/575V and Single Phase up to 3 HP @ 230V
- Available for AC or DC control applications
- Choice of CT7N Bimetallic Thermal Overload or CEP7 Electronic Overload
- Use the Start-Stop pushbutton model with a pushbutton latch for Maintain Control or Auto-Remote control device operation
- Small foot print, just 208 x 98 x 111 mm deep (approx. 8 x 4 x 4.5 inches deep)
- Order factory assembled or completely build from stock with a contactor, overload and enclosure

Non-Reversing Hand-Off-Auto with Pilot Light - CA7-9...23 with CT7N or CEP7

- Full voltage non-reversing starter from 9A to 23A or in NEMA Sizes 00 & 0
- Three Phase up to 15 HP @ 460V/575V and Single Phase up to 3 HP @ 230V
- Choice of CT7N Bimetallic Thermal Overload or CEP7 Electronic Overload
- Available for AC or DC control applications
- Small foot print, just 208 x 98 x 111 mm deep (approx. 8 x 4 x 4.5 inches deep)
- Factory assembled for quick installation



Hand-Off-Auto Switch with Red or Green light & Reset (factory assembled)


Build from Stock

- 1 Determine cover controls
- 2 Choose your enclosure
- 3 Choose your CA7 Contactor
- 4 Select a CEP7 or CT7N Overload
- 5 Assemble and Install



Non-Reversing Start/Stop with Reset CA7-30...43 with CEP7


- Full voltage non-reversing starter from 30A to 43A or in NEMA Sizes 1 & 2
- Three Phase up to 30 HP @ 460V/575V and Single Phase up to 7-1/2 HP @ 230V
- Uses CEP7 Electronic Overload Relay
- Available for AC or DC control applications
- Small foot print, just 250 x 125 x 125 mm deep (approx. 10 x 5 x 5 inches deep)
- Order factory assembled or completely build from stock with a contactor, overload and enclosure



Choice of Multi-function pushbutton or Selector Switch or Pilot light with Reset (in KS7-C2S4)



Reversing Forward-Stop-Reverse with Reset CAU7-9...23 with CEP7

- Full voltage non-reversing starter from 9A to 23A or in NEMA Sizes 00 & 0
- Three Phase up to 15 HP @ 460V/575 V
- Available for AC or DC control applications
- Uses CEP7 Electronic Overload Relay
- Small foot print, just 250 x 125 x 125 mm deep (approx. 10 x 5 x 5 inches deep)
- Order factory assembled or completely build from stock with a contactor, overload and enclosure



Choice of Multi-function pushbutton or Selector Switch or Pilot light with Reset (in KS7-COS4R)

Two types of Overload Relays to fit your needs



CX7 Type E/F KWIKstarters

The Sprecher + Schuh KWIKstarter is also available as a Type E/F Combination Motor Controller which can be easily field assembled or purchased as a factory assembly. Ask for the CX7 brochure for more information.



Knockouts
Top and bottom 20/25mm
cable gland entry

D7 Contacts
Standard components ①
Base mounted

**Optional neutral
connection kit installed**
Optional grounding kit

Insulated Enclosure
cUL Type 1, 12, 4 & 4X, IP66
Generous wiring space top
and bottom




① Units with pilot light use D7D Monolithic.

*Shown above CA7-37 + CEP7

Choice of Coils
A variety of AC coils or
Electronic DC coils

Mount OLR directly to CA7 Contactor
Choice of CEP7 or CT7N Overload Relay
within the Q1 dimension – only CEP7 in
Q2 dimension (shown)



Sized for most industrial applications

These rugged, modular starters are built with state-of-the-art CA7 Series contactors, noted for their long and reliable service. "Bounce free" contacts and high contact pressure allow the device to handle high inrush currents with no effect on performance. KWIKstarters control motors up to 30HP @ 460V in two sizes of enclosures, measuring only 208 x 97.9mm (8.19" x 3.86") or 250 x 125mm (9.85" x 4.93") for our larger sizes. This covers over 85% of industrial motor control applications in a very compact package that can be mounted adjacent to or directly on equipment.

Thermal overload protection

KWIKstarters, sized 9 to 23 amps, are equipped with Sprecher+Schuh's CT7N bimetallic thermal overload relay as standard. The consistent high quality of our thermal overload relays is ensured by a complex current calibration procedure performed after each unit is at full operating temperature.

Solid state overload options

KWIKstarters, sizes 9 to 23 amps, can also be supplied with Sprecher+Schuh's solid state overload relay. The CEP7 Overload is standard on larger (sizes 30 to 43 amps) and all reversing KWIKstarters. The CEP7 solid state overload relays measure motor current directly through integrated current transformers and on board electronics. The electronics provide increased accuracy and numerous other advantages over electromechanical relays.

Build it yourself...

KWIKstarters may be assembled from stock components. Just select a CA7 contactor and overload of your choice and snap them into the enclosure. Minimal wiring is required and assembly can be completed in minutes.

For more information, or to contact your Sprecher + Schuh representative, visit

www.sprecherschuh.com

Sprecher + Schuh US Division Headquarters • 15910 International Plaza Dr., Houston, TX 77032
Customer Service: (877) 721-5913; Fax: (800) 739-7370