

Auxiliary Switch Contact Auxiliare Hilfskontakt Contatto Ausiliario Contacto Auxiliar (Cat LX-AHS3)



ATTENTION: To prevent electrical shock, disconnect from power source before installing or servicing.
ATTENTION: Avant le montage et la mise en service, couper l'alimentation secteur pour éviter toutes décharges.
ACHTUNG: Vor Installations- oder Servicearbeiten Stromversorgung unterbrechen, um Elektroschocks zu vermeiden.
ATTENZIONE: Per prevenire infortuni, togliere tensione prima dell'installazione o manutenzione.
ATENCIÓN: Desconéctese de la corriente eléctrica, antes de la instalación o del servicio, a fin de impedir sacudidas eléctricas.



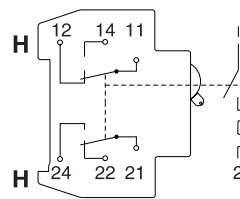
Switches when protective device is operated manually or is tripped electrically.
 Commute lorsque le dispositif de protection est actionné manuellement ou déclenché électriquement.
 Wird betätigt, wenn die Schutzvorrichtung von Hand oder elektronisch ausgelöst wird.
 Si inserisce quando il dispositivo di protezione viene azionato manualmente oppure si attiva elettricamente.
 Se conecta cuando el dispositivo de protección se activa manualmente o se enciende de forma electrónica.



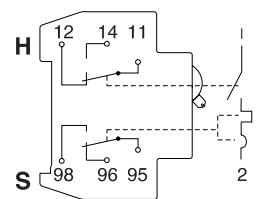
Switches only when protective device is tripped electrically.
 Commute lorsque le dispositif de protection est déclenché électriquement.
 Wird nur dann betätigt, wenn die Schutzvorrichtung elektronisch ausgelöst wird.
 Si inserisce soltanto quando il dispositivo di protezione si attiva elettricamente.
 Sólo se conecta cuando el dispositivo de protección se enciende de forma eléctrica.



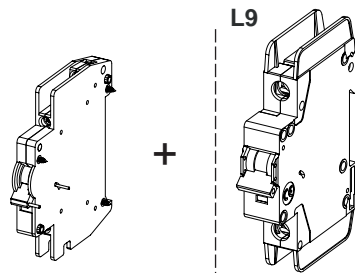
LX-AHS3



LX-AHS3



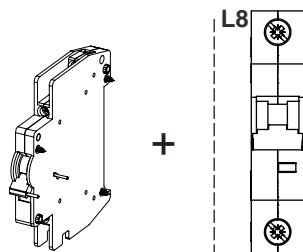
Allowable Combinations and Positions Combinaisons et Positions Possible Zulaessige Kombinationen und Positionen Combinazioni e Posizioni Accettabili Combinaciones y Posiciones Válidas



LX-AHS3	L9-AST...	L9-Circuit Breaker
X		X
	X	X
X	X	X



Maximum
Massimo
Máximo

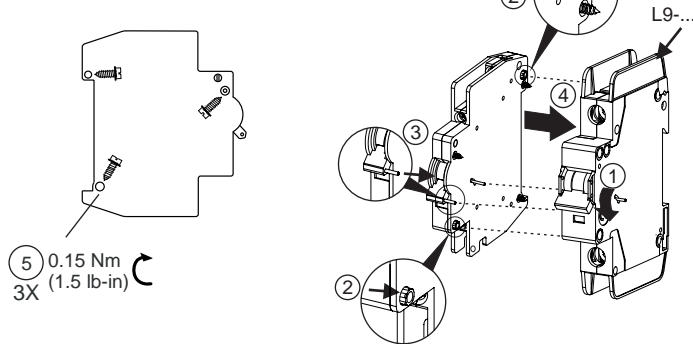


LX-AHS3	L8-ASA	L8-Circuit Breaker
X		X
	X	X
X	X	X

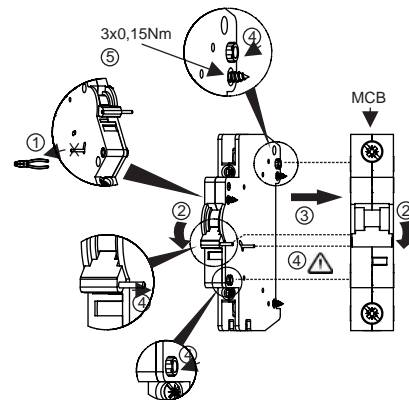


Maximum
Massimo
Máximo

L9-... + LX-AHS3



L8-... + LX-AHS3



LX-AHS3

Cu Only					
mm ²	AWG				
1 x 0.5 - 2.5	1 x #18 - 14	8mm (.31 in)	Z0	0.6 x 3.5mm (.024 x .14in)	0.8 Nm (7 lb-in)
2 x 0.5 - 2 x 2.5	1 x #18 - 2 x #14				

UL 489 Ie Ue
2A 230VAC
0.5A 110VDC U minimum = 5VDC

ATTENTION: The voltage of the L9 Circuit Breaker is limited to 300V with this Auxiliary installed.
ATTENTION: La tension du disjoncteur L9 est limitée à 300V lorsque ce contact auxiliaire est installé.
ACHTUNG: Wenn dieser Hilfskontakt installiert ist, ist die elektrische Spannung des L9-Schutzschalters auf 300 V beschränkt.
ATTENZIONE: Con il contatto ausiliario installato la tensione dell'interruttore di circuito L9 è limitata a 300 V.
ATENCIÓN: El voltaje del interruptor de circuito L9 está limitado a 300V con este auxiliar instalado.

IEC/EN 60947-5-1

	Ie	Ue
AC13	3A	250V
AC15	2A	250V
DC12	0.5A	110V

U minimum = 5VDC

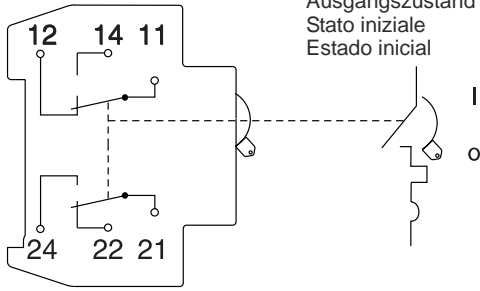


LX-AHS3

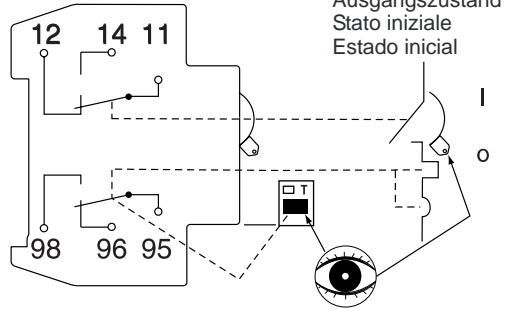


LX-AHS3

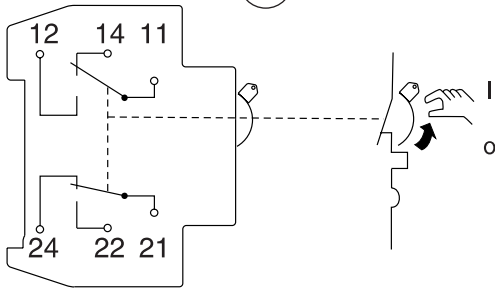
1 Initial State
État initial
Ausgangszustand
Stato iniziale
Estado inicial



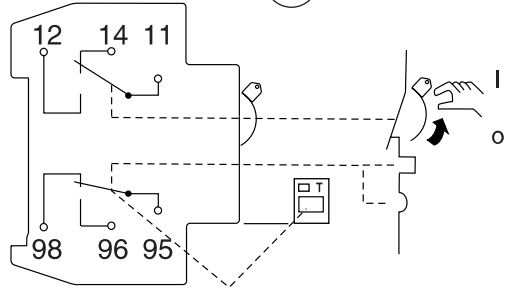
1 Initial State
État initial
Ausgangszustand
Stato iniziale
Estado inicial



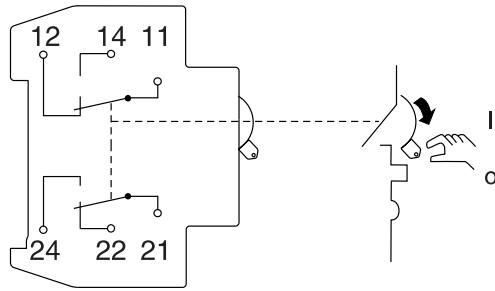
2 ON / I



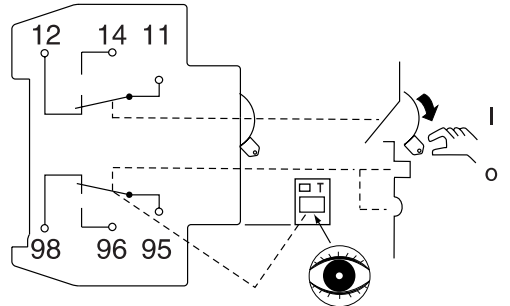
2 ON / I



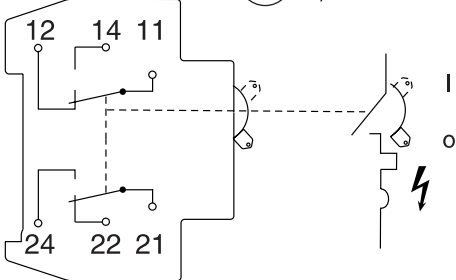
3a OFF / O



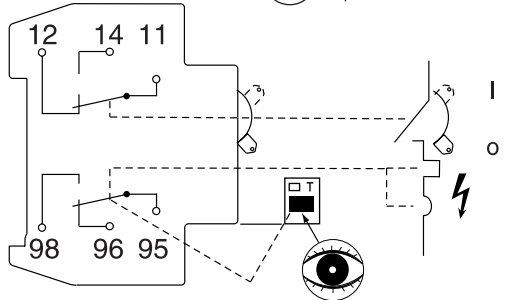
3a OFF / O



or 3b OFF / O



or 3b OFF / O



or 3c TEST OFF / O

