

**sprecher+schuh** Installation Manual  
 Manuel d'installation  
 Installationshandbuch  
 Manuale di installazione  
 Manuel de instalación  
 Manual de Instalação

(Cat D7- \_ \_ \_)

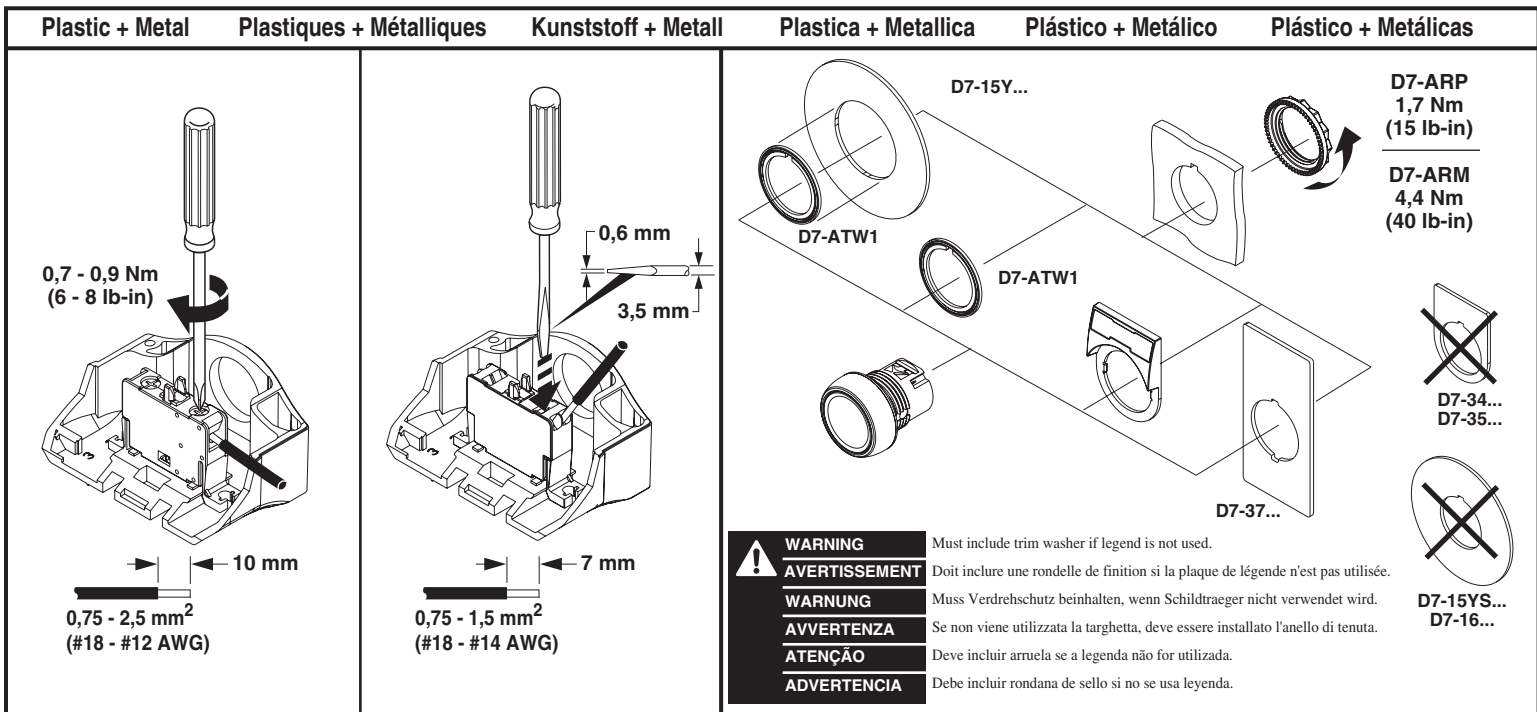
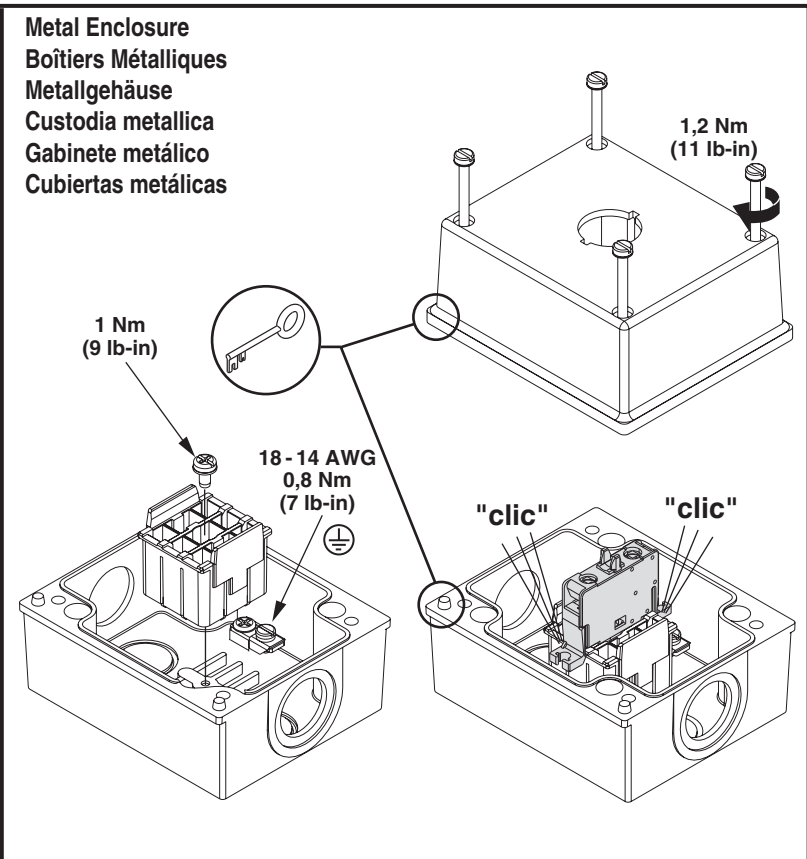
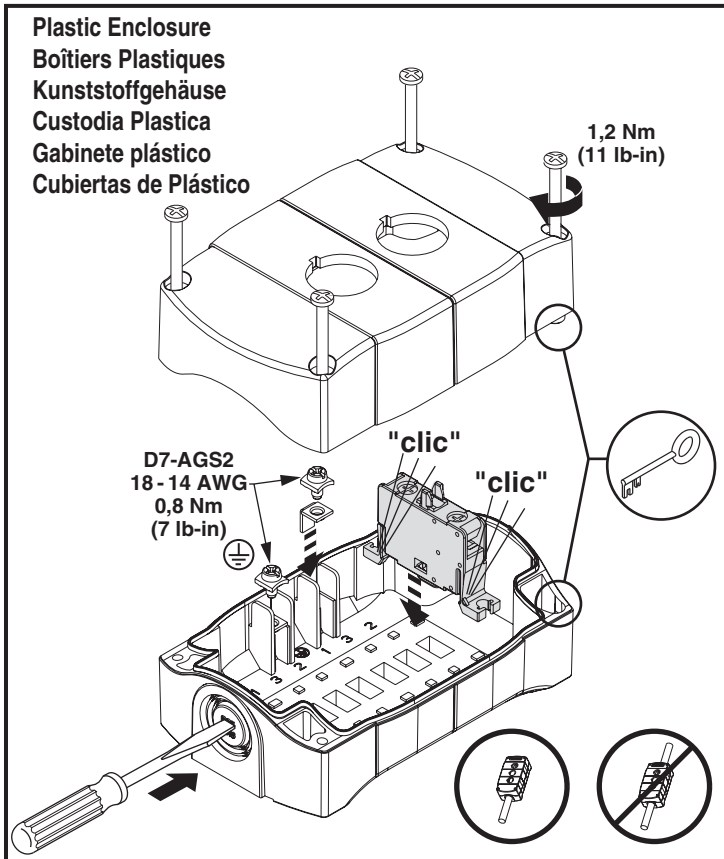


**WARNING**

To prevent electrical shock, disconnect from power source before installing or servicing.



Environmental ratings are maintained when Recognized or Listed components with same ratings are used.



**Rockwell Automation**

D7 ENCLOSURE  
 INSTALLATION INSTRUCTION SHEET

Dr. G. USHAKOW

Date 01-12-09

CONFIDENTIAL AND PROPRIETARY INFORMATION. THIS DOCUMENT CONTAINS CONFIDENTIAL AND PROPRIETARY INFORMATION OF ROCKWELL AUTOMATION, INC. AND MAY NOT BE USED, COPIED OR DISCLOSED TO OTHERS, EXCEPT WITH THE AUTHORIZED WRITTEN PERMISSION OF ROCKWELL AUTOMATION, INC.

Sheet 1 Of 2

Size

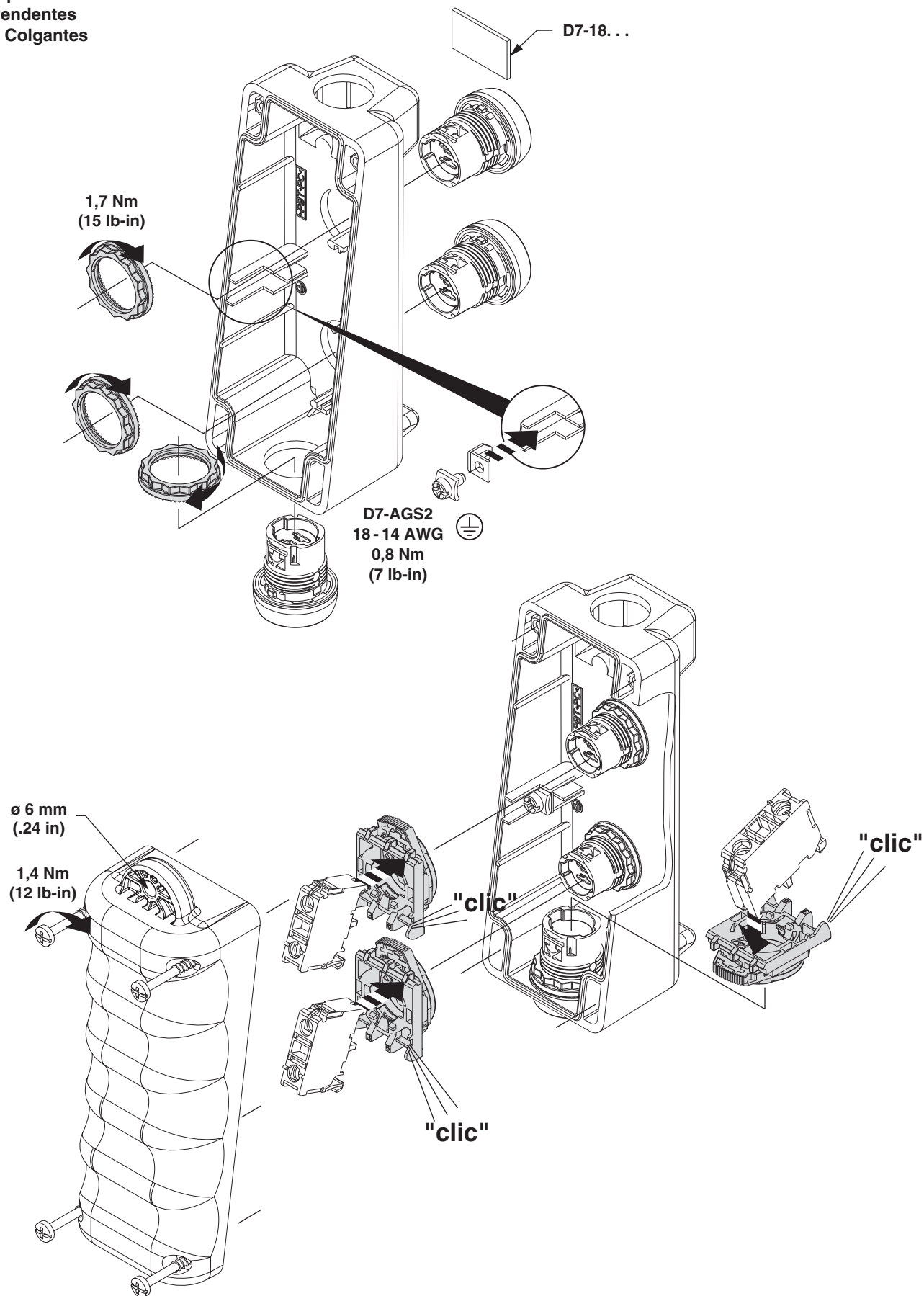
**B**

**41063-190**

Ver

**03**

Pendant Stations  
 Stations Pendantes  
 Hängetaster  
 Pulsantiere pensili  
 Estações Pendentes  
 Estaciones Colgantes



41063-190-01  
 DIR 41063-190 (Version 03)  
 Printed in China

**sprecher+schuh**

**General Note:**

1) If not printed in China;  
 delete "China" and insert  
 country where printed.

RA BRETER HOST CODE 18.164.901

41063-190-01	NONE	TWO SIDES PRINTED BODY STOCK WHITE BODY INK BLACK	8-1/2" W x 11" H	2-1/8" W x 2-3/4" H
PART NO.	SUPERSEDES	MATERIAL	FLAT	FOLD
			SIZE	
<b>Rockwell Automation</b>			CONFIDENTIAL AND PROPRIETARY INFORMATION. THIS DOCUMENT CONTAINS CONFIDENTIAL AND PROPRIETARY INFORMATION OF ROCKWELL AUTOMATION, INC. AND MAY NOT BE USED, COPIED OR DISCLOSED TO OTHERS, EXCEPT WITH THE AUTHORIZED WRITTEN PERMISSION OF ROCKWELL AUTOMATION, INC.	
			Sheet 2 Of 2	
D7 ENCLOSURE INSTALLATION INSTRUCTION SHEET			Size	Ver
Dr. G. USHAKOW			B	03
Date 01-12-09			41063-190	