



CAU7-09...43

CAY7-09...43

CL7-09...23

CLU7-09...23



IEC 60947

EN 60947

UL 508

CSA C22.2 Part 14

Installation instruction

Attention: To prevent electrical shock, disconnect from power source before installing or servicing. Install in suitable enclosure. Keep free from contaminants.

Montageanleitung

Achtung: Vor Installations- oder Servicearbeiten Stromversorgung unterbrechen, um Unfälle zu vermeiden. Die Geräte müssen in einem passenden Gehäuse eingebaut und gegen Verschmutzung geschützt werden.

Instruction de montage

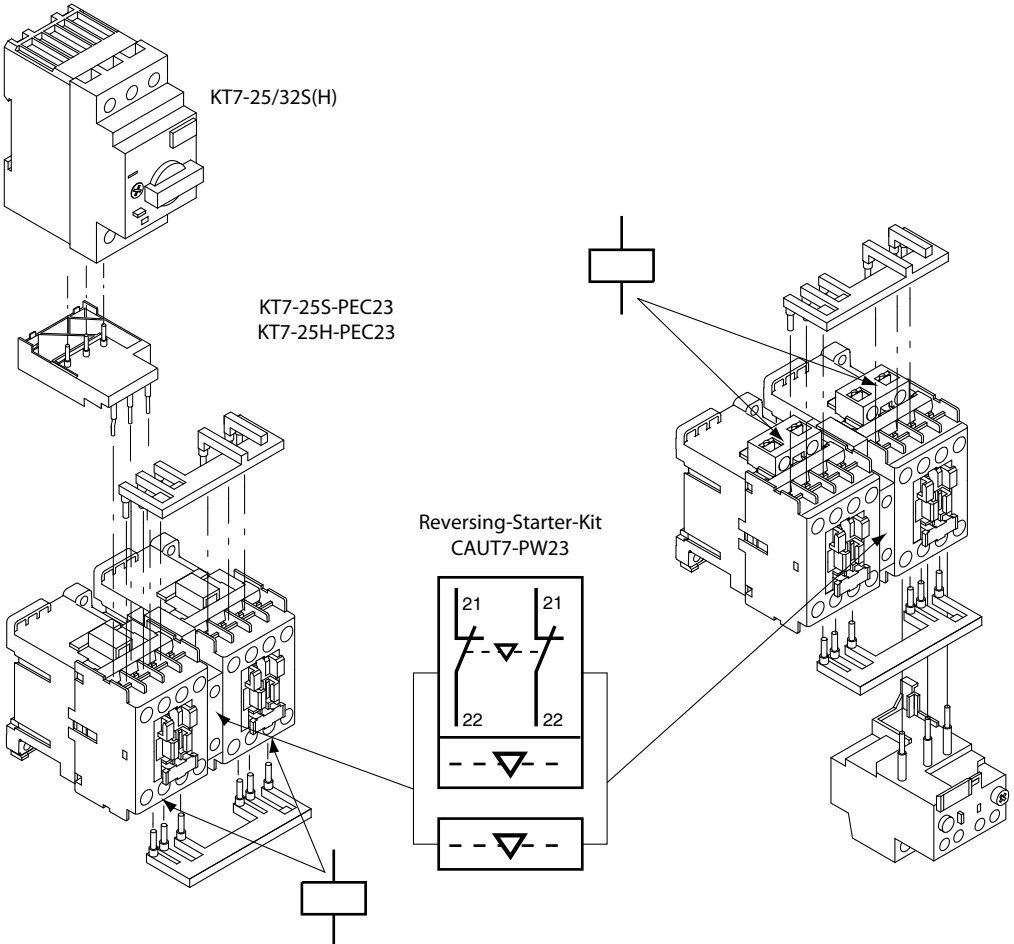
Attention: Avant le montage et la mise en service, couper l'alimentation secteur afin d'éviter tout accident. Prévoir une mise en coffret ou armoire appropriée. Protéger le produit contre les environnements agressifs.

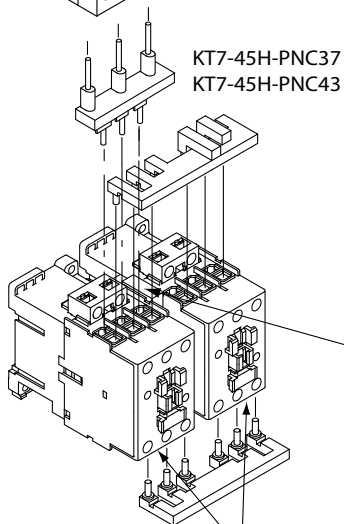
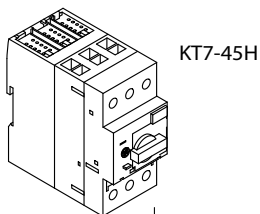
Istruzione per il montaggio

Attenzione: Per prevenire infortuni, togliere tensione prima dell'installazione o manutenzione. Installare in custodia idonea. Tenere lontano da contaminanti.

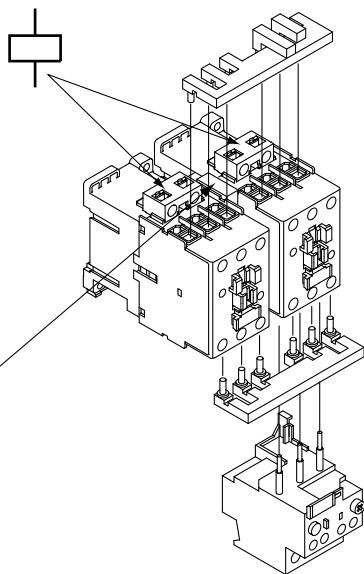
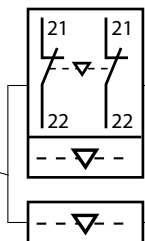
Instrucción de montaje

Atención: Desconectar la alimentación eléctrica antes de realizar el montaje y la puesta en servicio, con el objeto de evitar accidentes. Instalado en una caja o armario apropiado. Proteger el producto de los ambientes agresivos.





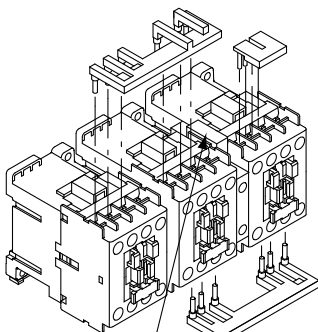
Reversing-Starter-Kit
CAUT7-PW37
CAUT7-PW43



Star-Delta-Wiring-Kit
CAYT7-PW23



Star-Delta-Wiring-Kit
CAYT7-PW37



Star-Delta-Wiring-Kit
CAYT7-PW43

