



IEC 60947
EN 60947
UL 508
CSA C22.2 No. 14

Installation instruction

Attention: To prevent electrical shock, disconnect from power source before installing or servicing. Install in suitable enclosure. Keep free from contaminants.

Montageanleitung

Achtung: Vor Installations- oder Servicearbeiten Stromversorgung unterbrechen, um Unfälle zu vermeiden. Die Geräte müssen in einem passenden Gehäuse eingebaut und gegen Verschmutzung geschützt werden.

Instruction de montage

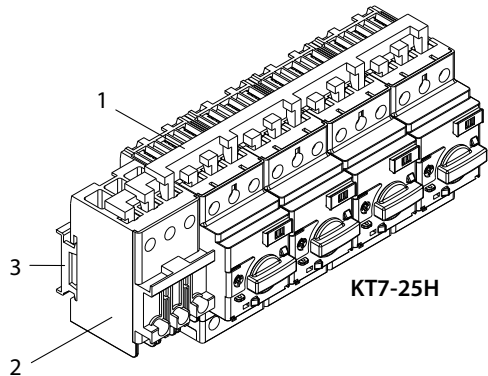
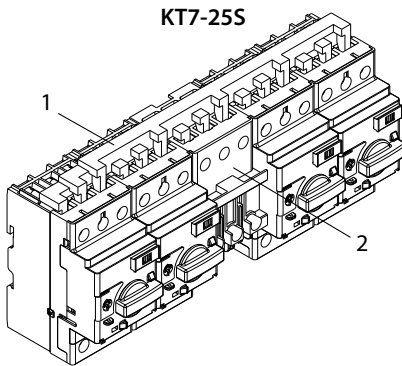
Attention: Avant le montage et la mise en service, couper l'alimentation secteur afin d'éviter tout accident. Prévoir une mise en coffret ou armoire appropriée. Protéger le produit contre les environnements agressifs.

Istruzione per il montaggio

Attenzione: Per prevenire infortuni, togliere tensione prima dell'installazione o manutenzione. Installare in custodia idonea. Tenere lontano da contaminanti.

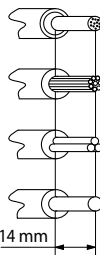



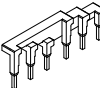
Instrucción de montaje

Atención: Desconectar la alimentación eléctrica antes de realizar el montaje y la puesta en servicio, con el objeto de evitar accidentes. Instalado en una caja o armario apropiado. Proteger el producto de los ambientes agresivos.

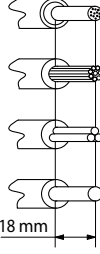



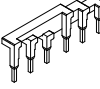


	KT7-25S	KT7-25H	KT7-45
	IEC 64 A max. UL 508 64 A max. Construction type E	IEC 64 A max. UL 508 64 A max. Construction type E	IEC 120 A max. UL 508 115 A max. Construction type E
1	KT7-32-DB-...	KT7-32-DB-...	KT7-45-DB-..
2	KT7-25-A2E	KT7-25-A2E	KT7-45-A2E
3		KBH2	

KT7-25-A2E

	IEC 60947		UL 508 / UL 508 Type E	
	1, 3, 5	2, 4, 6	L1, L2, L3	T1, T2, T3
	1 x 4...25 mm ²	2 x 1...4 mm ²	1 x No. 10...4 AWG	—
	1 x 4...25 mm ²	2 x 1...4 mm ²	1 x No. 10...4 AWG	—
	1 x 4...25 mm ²	2 x 1...4 mm ²	1 x No. 10...4 AWG	—
	1 x 2,5...25 mm ²	2 x 1...6 mm ²	1 x No. 14...4 AWG	—
	—	KT7-32-DB-...	—	KT7-32-DB-...
	2,5 Nm	2...2,5 Nm	22 lb-in	18...22 lb-in

KT7-45-A2E

	IEC 60947		UL 508 / UL 508 Type E	
	1, 3, 5	2, 4, 6	L1, L2, L3	T1, T2, T3
	1 x 4...50 mm ²	2 x 2,5...25 mm ²	1 x No. 12...1/0 AWG	—
	1 x 4...50 mm ²	2 x 2,5...25 mm ²	1 x No. 12...1/0 AWG	—
	1 x 4...50 mm ²	2 x 2,5...25 mm ²	1 x No. 12...1/0 AWG	—
	1 x 2,5...25 mm ²	2 x 2,5...25 mm ²	1 x No. 12...1/0 AWG	—
	—	KT7-45-DB-...	—	KT7-45-DB-...
	5...6 Nm		45...54 lb-in	