



Modular components

Long-lasting performance

Quick & easy to install


Series D5 Pilot Devices

**22mm Design
Saves Panel Space**

**Heavy Duty
Ratings**

**Modular Design
Reduces Inventory**

**Order Assembled
or by Component**




























Sprecher + Schuh's rugged D5 pilot devices offer maximum flexibility. Designed to be interchangeable, our wide selection of components can be configured to suit virtually any application. And with its heavy-duty ratings, the D5 pilot device performs in the harshest industrial environments.


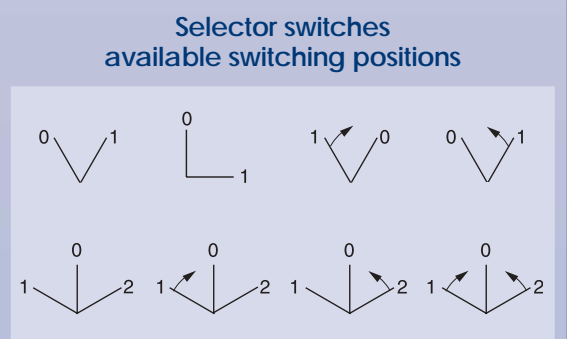
D5 installation is fast and easy, thanks to many special features. A rotation tab keeps front components aligned while rear components are installed. A central mounting ring holds the operator in the panel while rear components are added or

removed. This makes it possible for one person to install all D5 components – operators, lamp elements, contact blocks, etc. – even if the front and rear panels are not accessible at the same time.

A complete line of accessories and enclosures accompanies the D5 pilot device line. Ask your representative for details!

D5 Series D5 Pilot Devices: the reliable solution for every application

<p>Standard Pushbuttons</p> <p>Flush</p>  <p>Guarded</p> <p>Extended</p>  <p>Color swatches: black, white, green, red, yellow, blue, grey</p>	<p>Illuminated Pushbuttons</p> <p>Flush</p>  <p>Guarded</p>  <p>Extended</p>  <p>Color swatches: green, red, orange, blue, white</p>	<p>Mushroom Pushbuttons (40/60 mm)</p> <p>Momentary</p>  <p>Color swatches: black, green, red, yellow, blue</p> <p>Twist-to-Release or Push/Pull</p>  <p>Color swatches: black, red</p> <p>3-Position Push/Pull</p>  <p>Color swatches: black, green, red, yellow, blue</p>	<p>Illuminated Mushroom Pushbuttons (40/60 mm)</p> <p>Momentary</p>  <p>Color swatches: green, red, orange, blue</p> <p>2-Position Push/Pull</p>  <p>Color swatches: green, red, orange, blue</p> <p>3-Position Push/Pull</p>  <p>Color swatches: green, red, orange, blue</p>	<p>Emergency Stop Operators (30/40/60 mm)</p> <p>Non-Keyed</p>  <p>Keyed</p> 	<p>Selector Switches</p> <p>Standard Knob</p>  <p>Long Knob</p>  <p>Color swatches: black, green, red, yellow, blue</p>	<p>Illuminated Selector Switches</p> <p>Standard Knob</p>  <p>Long Knob</p>  <p>Color swatches: green, red, orange, blue, white</p>	<p>Key-Operated Selector Switches</p> <p>Ronis Lock</p>  <p>Selector/Jog Operators</p>  <p>Potentiometer Dial</p>  <p>Reset Button</p> 	<p>Indicating Lights</p>  <p>Direct Wire Economy</p>  <p>Color swatches: green, red, orange, blue, white</p>	<p>Multifunction Pushbuttons</p>  <p>Illuminated Multifunction Pushbuttons</p> 
--	--	--	---	---	---	---	---	--	---



D5 Series D5 Pilot Devices

Emergency Stop Pushbutton Stations

Sprecher + Schuh Emergency Stop Pushbutton Stations are available with both keyed and non-keyed operators in 30, 40 and 60mm



pushbutton configurations. We offer two enclosure types: Type 4/13 (oil and dust-tight aluminum), and Type 4X (dust-tight and corrosion-proof plastic). A variety of accessories is available, including an EMO guard to prevent accidental operation.



Pushbutton Enclosures

Pushbutton enclosures can be purchased as stand-alone items, or completely outfitted with standard pilot device combinations. One to five-hole enclosures accommodate as many as three contact blocks per pilot device. Type 1 (painted steel), Type 4/13 (oil and dust-tight aluminum), and Type 4X (dust-tight and corrosion-proof plastic) enclosures are available.



D5's Tool-less Mounting Latch

Sprecher + Schuh's "tool-less" mounting latch is reliable, strong and easy to use! Installed with a simple click, it joins the D5 operator with back-of-panel components. Contact blocks can be added and removed while the latch remains in place. Removing the latch is easy too – just turn the rotating collar!



NEW Brighter, More Economical LEDs

Sprecher + Schuh's latest crop of LEDs meet or *exceed* the lumen output of incandescent bulbs. 24V units are rated for both AC and DC operation, and come equipped with an internal shunt resistor to eliminate undesired lamp operation caused by leakage on DC currents. Voltage offerings range from 24-240V. Available colors include amber, red, green, blue and white.

4 Operator Types

Four D5 operator types are designed to weather the most abusive industrial environments.



D5P: plastic/plastic

D5P has a plastic operator with black plastic bezel. Constructed of high-grade thermoplastics, the D5P is corrosion-resistant and strong.



D5S: plastic/metal

D5S is also a plastic operator, but features a shiny metal bezel for an attractive appearance.



D5M: die-cast/metal

D5M's operator housing and mounting ring are constructed of heavy duty die-cast metal. Both are finished with anodized plating for corrosion resistance. The bezel is shiny metal.



D5Q: square operator

D5Q offers an alternative square operator shape. The operator and bezel are black thermoplastic.

See Sprecher+Schuh's general catalog for complete information and pricing on Series D5 Pilot Devices!