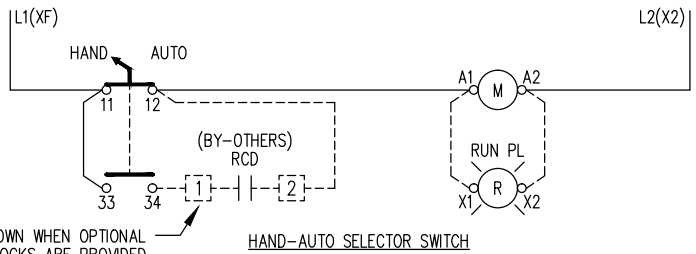
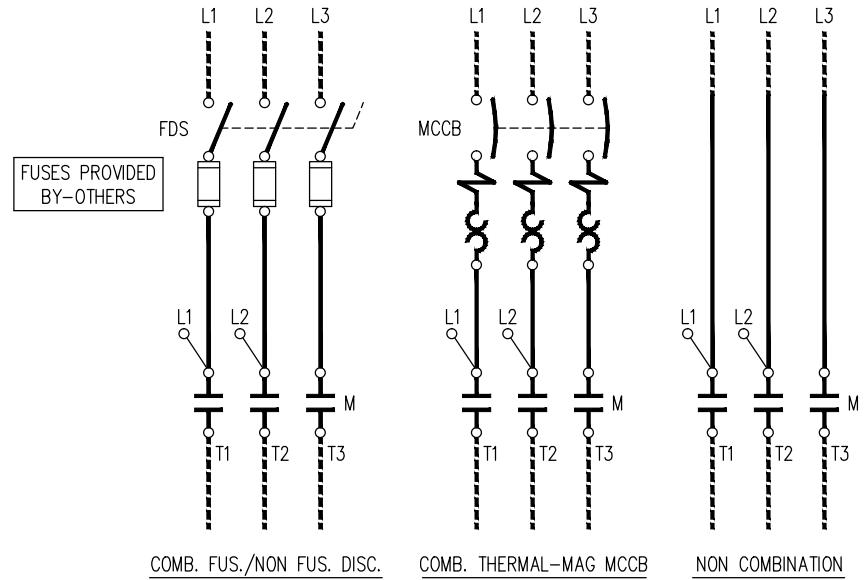
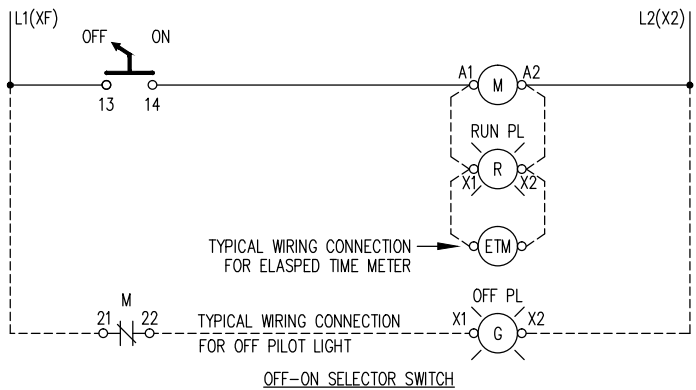


WIRE AS SHOWN WHEN OPTIONAL
TERMINAL BLOCKS ARE PROVIDED



WIRE AS SHOWN WHEN OPTIONAL
TERMINAL BLOCKS ARE PROVIDED



NOTES:

- 1) RCD: STANDS FOR REMOTE CONTROL DEVICE BY CUSTOMER.
- 2) X2 TERMINAL GROUNDED AS STANDARD, REMOVE GROUND IF NOT REQUIRED.

| | | | |
|-----------------|--|--|-------|
| 7 | REVISED DRAWING (THERMAL-MAG) | 4-23-12 | MR |
| REV | DESCRIPTION | DATE | APP'D |
| DESIGNED S+S | <p>SERIES CA CONTACTORS FULL VOLTAGE NON REVERSING W/ SERIES D7 PILOT DEVICE KIT THREE PHASE</p> | <p>sprecher+ schuh HOUSTON, TEXAS</p> | |
| DRAWN EAP | | | |
| APPROVED PAB | | CA WS-100-01 | 100 |
| DATE 12-87 | | | |